

CARICOM CORE INDICATORS FOR THE SUSTAINABLE DEVELOPMENT GOALS (SDGS): Assessment of Data Availability in Member States and Associate Members

SUSTAINABLE DEVELOPMENT GOALS



**CARICOM CORE INDICATORS FOR THE
SUSTAINABLE DEVELOPMENT GOALS (SDGS):
Assessment of Data Availability in Member States and
Associate Members**

SEPTEMBER 2018

***REGIONAL STATISTICS PROGRAMME
CARIBBEAN COMMUNITY (CARICOM) SECRETARIAT***

SEPTEMBER 2018

Copyright © 2018, The Caribbean Community (CARICOM) Secretariat

**CARICOM CORE INDICATORS FOR THE SUSTAINABLE DEVELOPMENT GOALS
(SDGS): Assessment of Data Availability in Member States and Associate Members**

Prepared and Compiled by

*Regional Statistics Programme
Caribbean Community (CARICOM) Secretariat
Turkeyen
P.O. Box 10827
Greater Georgetown
Guyana*

Telephone: (592) 222-0001-6

Fax: (592) 222-0098

E-mail: stats1@caricom.org

*Website: www.caricom.org
www.caricomstats.org*

ISBN: **978-976-600-434-7** (Internet ed.)
978-976-600-435-4 (CD-Rom)

List of Acronyms and Abbreviations

CARICOM	Caribbean Community
COHSOD	Council for Human and Social Development
CSDGs	Caribbean Specific Sustainable Development Goals indicators
MDGs	Millennium Development Goals
SDG	Sustainable Development Goals
SIDS	Small Island Developing States
SCCS	Standing Committee of Caribbean Statisticians
TWG	Technical Working Group
UNSC	United Nations Statistics Commission
UNSD	United Nations Statistics Division

Country Abbreviations

Abbreviation	Country
AG	Antigua and Barbuda
BS	The Bahamas
BB	Barbados
BZ	Belize
DM	Dominica
GD	Grenada
GY	Guyana
HT	Haiti
JM	Jamaica
MS	Montserrat
KN	St. Kitts and Nevis
LC	Saint Lucia
VC	St. Vincent and the Grenadines
SR	Suriname
TT	Trinidad and Tobago
AI	Anguilla
BM	Bermuda
VG	British Virgin Islands
KY	Cayman Islands
TC	Turks and Caicos Islands

Preface

This Report of the CARICOM Sustainable Development Goals (SDG) Indicators presents 109 (of the 125) Unique CARICOM Core SDG Indicators that were recommended to be produced by CARICOM countries.

The Standing Committee of Caribbean Statisticians (SCCS)¹ at its Thirty-Ninth (39th) Meeting, held in Georgetown Guyana, October 2014, considered the “Post-2015 Agenda”. Given the special circumstances of CARICOM Member States and Associate Members as Small Island Developing States (SIDS), the generally inadequately resourced and overstretched national statistical systems that would be further impacted by the need for a vast range and quantity of data and statistics to monitor the Post 2015 Agenda, the SCCS urged Member States and Associate Members to, *inter alia* collaborate with and fully support their Relevant National Authorities that are engaged in the Post 2015 process and with the Friends of the Chair and to participate to the fullest extent possible in activities regarding broader measures of progress, particularly those leading to a final set of goals, targets and indicators.

Notwithstanding the fact that due attention seems to be given to the issue of Statistical Capacity Building in the Report of the High-Level Panel of Eminent Persons on the Post-2015 Development Agenda (2013), the SCCS was of the opinion that given that the current set of MDGs (8 Goals, 21 Targets and 60 Indicators) never achieved full coverage in the CARICOM Region, the situation with the broader measures of progress will most likely result in even lower coverage for CARICOM Member States and Associate Members. The SCCS therefore supported any set of Goals, Targets and Indicators arrived at after a wide and proper consultation process and urged the international Statistical Community to push for a **dual set** - the **full set** comprising all the goals, all the targets and all the indicators, and a **core set**, comprising all the goals, all the targets and a **selection** of indicators **manageable** by CARICOM_SIDS.

The 39th SCCS recommended that the core set of indicators should be the starting point for CARICOM_SIDS and countries should aim to migrate to the full set in a specific timeframe. In addition, **the Caribbean Specific Millennium Development Goals (CSMDGs) indicators** which were produced by the CARICOM Region to enable greater relevance of the MDGs, and to some extent reflect some of the issues/indicators that are now being suggested for incorporation in the post-2015 monitoring framework, such as, disaggregation of the indicators by sex, the monitoring of Non-Communicable Diseases and Early Childhood Development, should also inform the process moving forward in CARICOM.

The Caribbean Community (CARICOM) Secretariat and the Standing Committee of Caribbean Statisticians (SCCS) have undertaken a number of activities towards enabling the production of

1. The Standing Committee of Caribbean Statisticians acting within the framework of the Treaty establishing the Caribbean Community was established in accordance with Resolution No. 54/74/4 by the Fourth Meeting of the Common Market Council of Ministers, in 1974 to foster increased recognition of the importance of adequate statistical services to the countries of the Region; to widen the scope and coverage of statistical data collection; and to improve the quality, comparability and timeliness of statistics produced.. The SCCS which is convened by the CARICOM Secretariat comprises Chief Statisticians of Member States, Associate Members and other Caribbean Countries; representatives of National, Regional and International Organisations.

data required for achieving and monitoring of the seventeen (17) Goals and one hundred and sixty-nine (169) Targets of the 2030 Agenda for Sustainable Development, adopted in September 2015.

These activities included:

- (i) consideration of the “post-2015” development agenda and the implications for statistics at the regional SCCS Meetings from 2013 and continuing;
- (ii) the conduct of the Second High-Level Advocacy Forum on Statistics in May 2014 on the theme focused on the “*data revolution for statistics*” and which was featured in the report to the UN Secretary-General by the High Level Panel of Eminent Persons;
- (iii) the production of a statement by the SCCS on the identification of a core set of SDG Indicators manageable for production by Small Island Developing States (SIDS) as an initial starting point for implementing the SDGs;
- (iv) the conduct of a regional training workshop in 2015 in Trinidad and Tobago to inform statisticians and policy-makers in Member States about the preliminary list of indicators proposed by the global level to monitor the SDGs; and to review these indicators that were being developed at the global level;
- (v) In the first Quarter of 2016, the Secretariat convened two (2) e-Meetings to finalise the recommendations by Member States on the global indicators which were being considered at the United Nations Statistical Commission (UNSC);
- (vi) In December 2016, the Secretariat collaborated with other international organisations in convening a Regional Meeting, comprising of at least one (1) Permanent Secretary, other senior policy officials, Directors of Statistics and representatives from a number of regional and international organisations;
- (vii) A CARICOM Technical Working Group was established to make recommendations on the CARICOM core SDG Indicators based on the decisions of the SCCS. The establishment of the TWG-SDGs arose out of the deliberations of the Fortieth Meeting of the SCCS held in Barbados, October 2015, which **recommended the formation of a Technical Working Group** to support the production of the indicators of the SDGs inclusive of the development of the core set of SDG indicators that was recommended by the 39th Meeting of the SCCS held in Guyana in October 2014.

The starting point of this work was the indicators identified at the Regional Meeting in December 2016.

At the time of the TWG Meeting there were 231 unique Indicators, 81 Tier I Indicators, 57 Tier II indicators and 4 indicators with multiple tiers. As at December 2017 post the TWG Meeting that was held in April 2017, there were 93 Tier I indicators, 66 Tier II Indicators and 68 Tier III Indicators together with 5 indicators that were classified in multiple tiers. This amounted to a total of 232 Indicators at the end of 2017. The review of the indicators led to the identification of a

recommended core set of 109 unique indicators excluding 5 (five) that were repeated (114 indicators in total).

The Thirty-Fourth Meeting of the Council for Human and Social Development (COHSOD) held in Guyana, May 2018 approved the draft list of CARICOM Core Indicators that were identified by the TWG- SDGs. After reviewing the draft list of **109 unique CARICOM Core indicators**, the COHSOD approved these indicators and the 16 indicators that were identified by the Member State of Suriname bringing the list to a total of **125 unique CARICOM Core indicators**. The COHSOD also agreed on the next steps proposed, including in particular, commencement of the baseline assessment on the current data produced; work in progress on the assessment of availability of the core indicators, and the validation and collection of available core SDG Indicators.

The United Nations Statistical Commission (UNSC), at its 48th Session, March, 2017 had agreed on the global indicator framework for the Goals and Targets of the 2030 Agenda for Sustainable Development as requested by the General Assembly. The General Assembly adopted the Sustainable Development Goal Indicators in its Resolution 71/313. Therefore, the determination of the core set of indicators to be produced by CARICOM SIDS was based solely on those indicators on the list approved at the global level, since comparison is to be made across the world, relative to the “universal call to action to end poverty, to protect the planet and to ensure that all people enjoy peace and prosperity”.

However, the information on data availability, data sources and on potential new indicators are important inputs in identifying the current gaps that exist in the agreed to global indicators, as well as future work required on the localisation/regionalisation of the indicators similar to what was done with the MDGs so as to have Caribbean Specific SDG indicators (CSDGs) which would be regionally comparable, but not necessary at the international level.

This Report will be updated continually as we receive information on data availability from Member States and Associate Members.

Acknowledgements

The Caribbean Community (CARICOM) Secretariat wishes to thank the Member States and Associate Member States for supplying the data used to compile this Report.

The Secretariat also thanks the staff of the Regional Statistics Sub-Programme who worked on compiling the data and producing this Report.

Contents

	<u>Page(s)</u>
<i>List of Acronyms and Abbreviations</i>	<i>i</i>
<i>Preface</i>	<i>ii-iv</i>
<i>Acknowledgement</i>	<i>v</i>
<i>Contents</i>	<i>vi-xi</i>
SECTION I:	
Number of Indicators Produced by the NSO/NSS for Each Sustainable Development Goal (SDG):	1-8
Chart 1: SDG 1- End poverty in all its forms everywhere	1
Chart 2: SDG 2 - End hunger, achieve food security and improved nutrition and promote sustainable agriculture	1
Chart 3: SDG 3 - Ensure healthy lives and promote well-being for all at all ages	2
Chart 4: SDG 4 - Ensure inclusive and equitable quality education and promote lifelong learning opportunities for all	2
Chart 5: SDG 5 - Achieve gender equality and empower all women and Girls	3
Chart 6: SDG 6 - Ensure availability and sustainable management of Water and sanitation for all	3
Chart 7: SDG 7 - Ensure access to affordable, reliable, sustainable and Modern energy for all	4
Chart 8: SDG 8 - Promote sustained, inclusive and sustainable economic growth, full and productive employment and decent work for all ..	4
Chart 9: SDG 9 - Build resilient infrastructure, promote inclusive and sustainable industrialisation and foster innovation	5
Chart 10: SDG10 – Reduce inequality within and among countries	5
Chart 11: SDG 11 - Make cities and human settlements inclusive, safe, resilient and sustainable	6
Chart 12: SDG12 – Ensure Sustainable consumption and production patterns .	6

Chart 13:	SDG 14 - Conserve and sustainably use the oceans, seas and marine resources for sustainable development	7
Chart 14:	SDG 15 - Protect, restore and promote sustainable use of terrestrial ecosystems, sustainably manage forests, combat desertification, and halt and reverse land degradation and halt biodiversity loss	7
Chart 15:	SDG 16 - Promote peaceful and inclusive societies for sustainable development, provide access to justice for all and build effective, accountable and inclusive institutions at all levels	8
Chart 16:	SDG 17 - Strengthen the means of implementation and revitalise the global partnership for sustainable development	8
SECTION II:	Availability of CARICOM Core Indicators by Country:	9-11
Chart 17:	Number of CARICOM Core Indicators currently produced by Country	9
Chart 18:	Number of CARICOM Core Indicators currently available but not produced by Country	9
Chart 19:	Number of CARICOM Core Indicators not produced or available by Country	10
Chart 20:	Total number of CARICOM Core Indicators available by Country ...	10
Chart 21:	Summary of Availability of CARICOM Draft Core (109) Sustainable Development Goals Indicators	11

SECTION III:	Status of Availability of the Sustainable Development Goal (SDG) Unique CARICOM Core Indicators by Country:	12-27
	• Antigua and Barbuda	12
Chart 22:	Status of availability of CARICOM Core (109) Sustainable Development Goals Indicators	
Chart 23:	Summary of availability of CARICOM Core (109) Sustainable Development Goals Indicators	
	• The Bahamas	13
Chart 24:	Status of availability of CARICOM Core (109) Sustainable Development Goals Indicators	
	• Barbados	14
Chart 26:	Status of availability of CARICOM Core (109) Sustainable Development Goals Indicators	
Chart 27:	Summary of availability of CARICOM Core (109) Sustainable Development Goals Indicators	
	• Belize	15
Chart 28:	Status of availability of CARICOM Core (109) Sustainable Development Goals Indicators	
Chart 29:	Summary of availability of CARICOM Core (109) Sustainable Development Goals Indicators	
	• Dominica	16
Chart 30:	Status of availability of CARICOM Core (109) Sustainable Development Goals Indicators	
Chart 31:	Summary of availability of CARICOM Core (109) Sustainable Development Goals Indicators	

	• Grenada	17
Chart 32:	Status of availability of CARICOM Core (109) Sustainable Development Goals Indicators	
Chart 33:	Summary of availability of CARICOM Core (109) Sustainable Development Goals Indicators	
	• Guyana	18
Chart 34:	Status of availability of CARICOM Core (109) Sustainable Development Goals Indicators	
Chart 35:	Summary of availability of CARICOM Core (109) Sustainable Development Goals Indicators	
	• Jamaica	19
Chart 36:	Status of availability of CARICOM Core (109) Sustainable Development Goals Indicators	
Chart 37:	Summary of availability of CARICOM Core (109) Sustainable Development Goals Indicators	
	• Saint Lucia	20
Chart 38:	Status of availability of CARICOM Core (109) Sustainable Development Goals Indicators	
Chart 39:	Summary of availability of CARICOM Core (109) Sustainable Development Goals Indicators	
	• St. Kitts and Nevis	21
Chart 40:	Status of availability of CARICOM Core (109) Sustainable Development Goals Indicators	
Chart 41:	Summary of availability of CARICOM Core (109) Sustainable Development Goals Indicators	

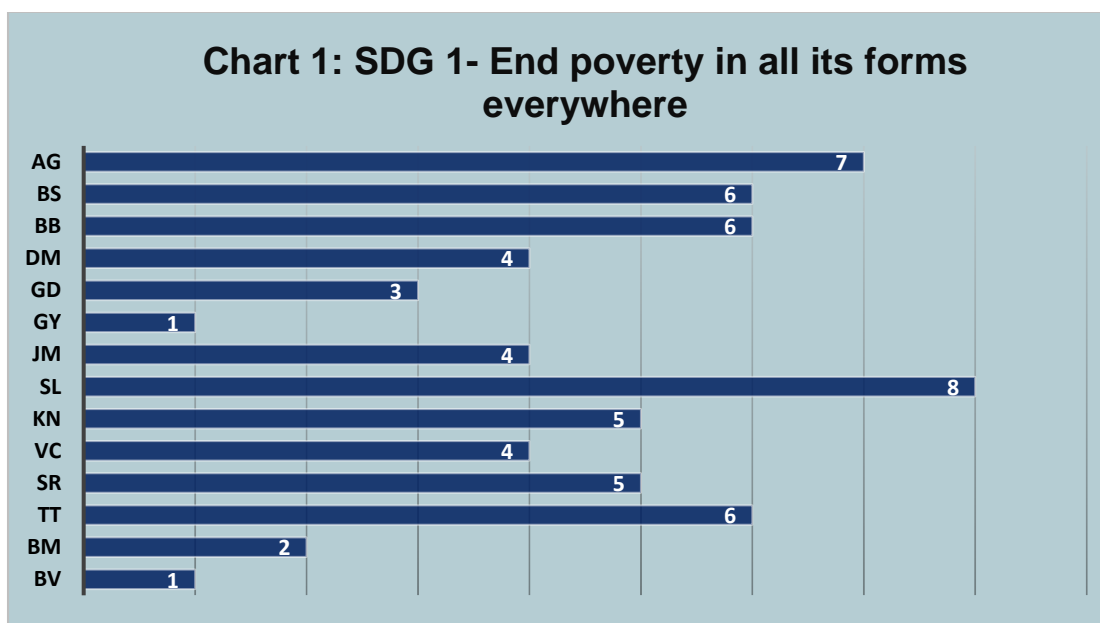
	• St. Vincent and the Grenadines	22
Chart 42:	Status of availability of CARICOM Core (109) Sustainable Development Goals Indicators	
Chart 43:	Summary of availability of CARICOM Core (109) Sustainable Development Goals Indicators	
	• Suriname	23
Chart 44:	Status of availability of CARICOM Core (109) Sustainable Development Goals Indicators	
Chart 45:	Summary of availability of CARICOM Core (109) Sustainable Development Goals Indicators	
	• Trinidad and Tobago	24
Chart 46:	Status of availability of CARICOM Core (109) Sustainable Development Goals Indicators	
Chart 47:	Summary of availability of CARICOM Core (109) Sustainable Development Goals Indicators	
	• Bermuda	25
Chart 48:	Status of availability of CARICOM Core (109) Sustainable Development Goals Indicators	
Chart 49:	Summary of availability of CARICOM Core (109) Sustainable Development Goals Indicators	
	• British Virgin Islands	26
Chart 50:	Status of availability of CARICOM Core (109) Sustainable Development Goals Indicators	
Chart 51:	Summary of availability of CARICOM Core (109) Sustainable Development Goals Indicators	

Page(s)

Table 1:	List of 125 Unique CARICOM Core Indicators	27-45
-----------------	--	-------

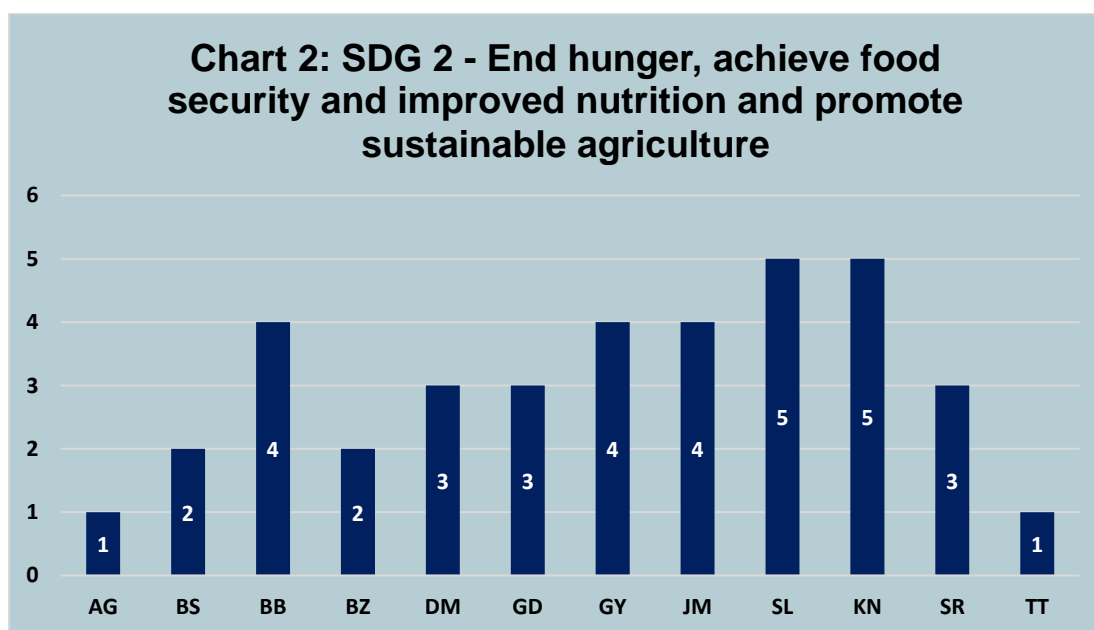
SECTION I

**NUMBER OF CORE INDICATORS
PRODUCED BY MEMBER STATES/
ASSOCIATE MEMBERS FOR EACH
SUSTAINABLE DEVELOPMENT GOAL
(SDG)**



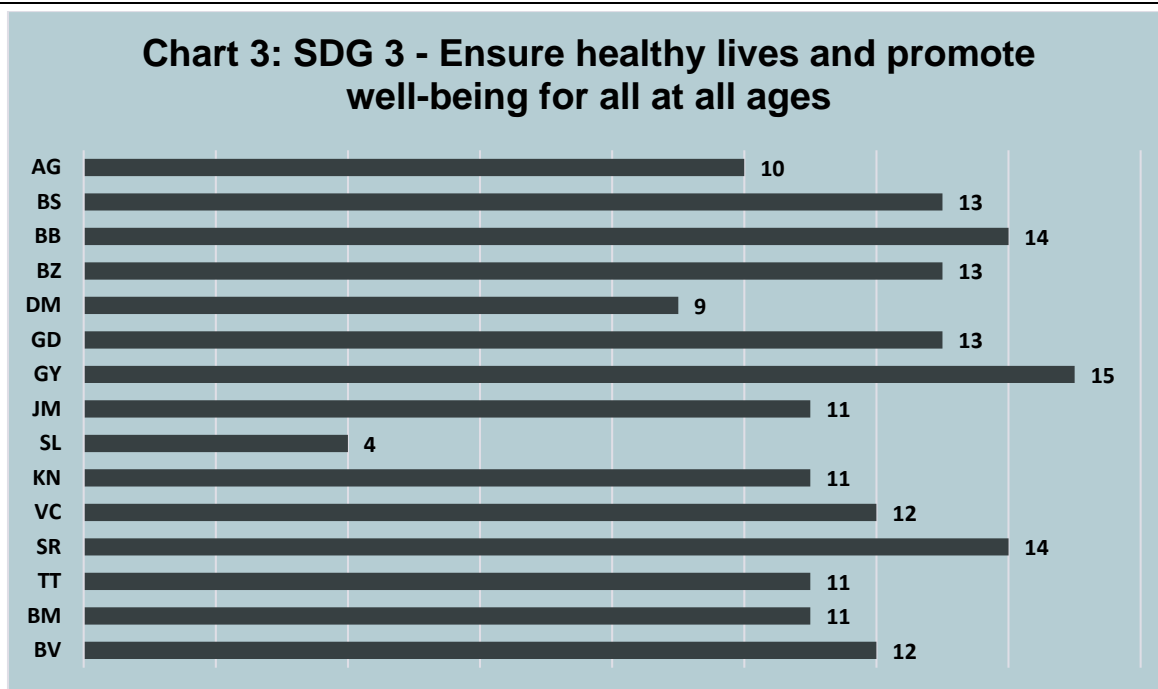
Notes:

1. No indicators are produced by the Belize NSO/NSS under SDG 1.
2. There are eight (8) Unique CARICOM Core indicators under SDG 1.

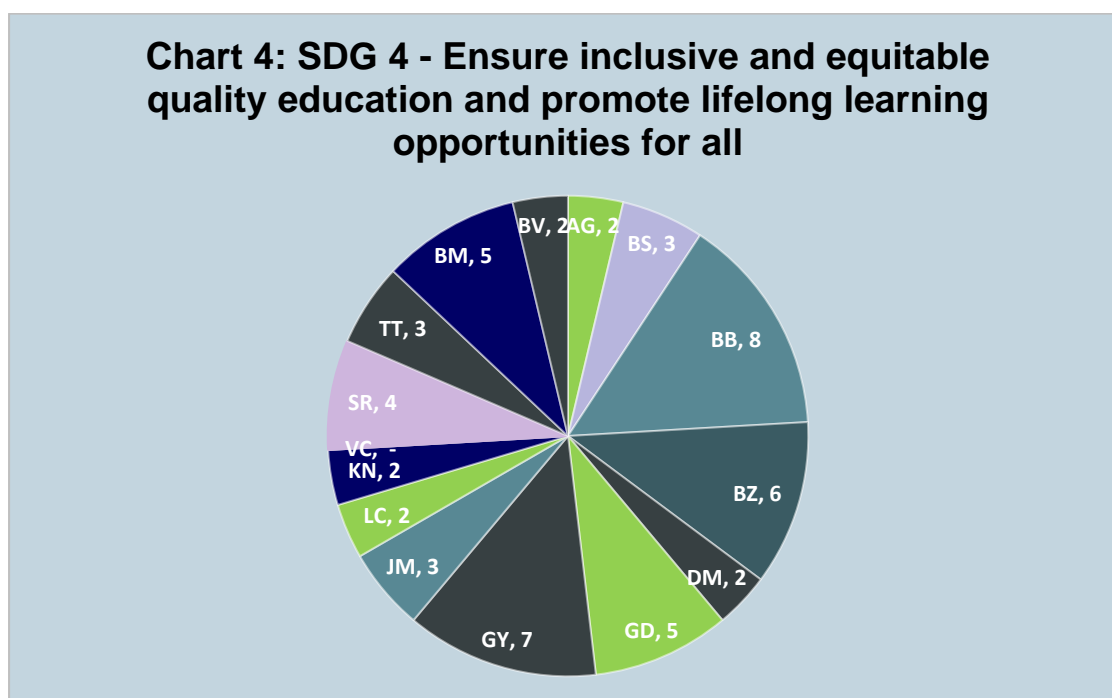


Notes:

1. No indicators are produced by the NSO/NSS of St. Vincent and The Grenadines, Bermuda and the British Virgin Islands (BVI) under SDG 2.
2. There are five (5) Unique CARICOM Core indicators under SDG 2.

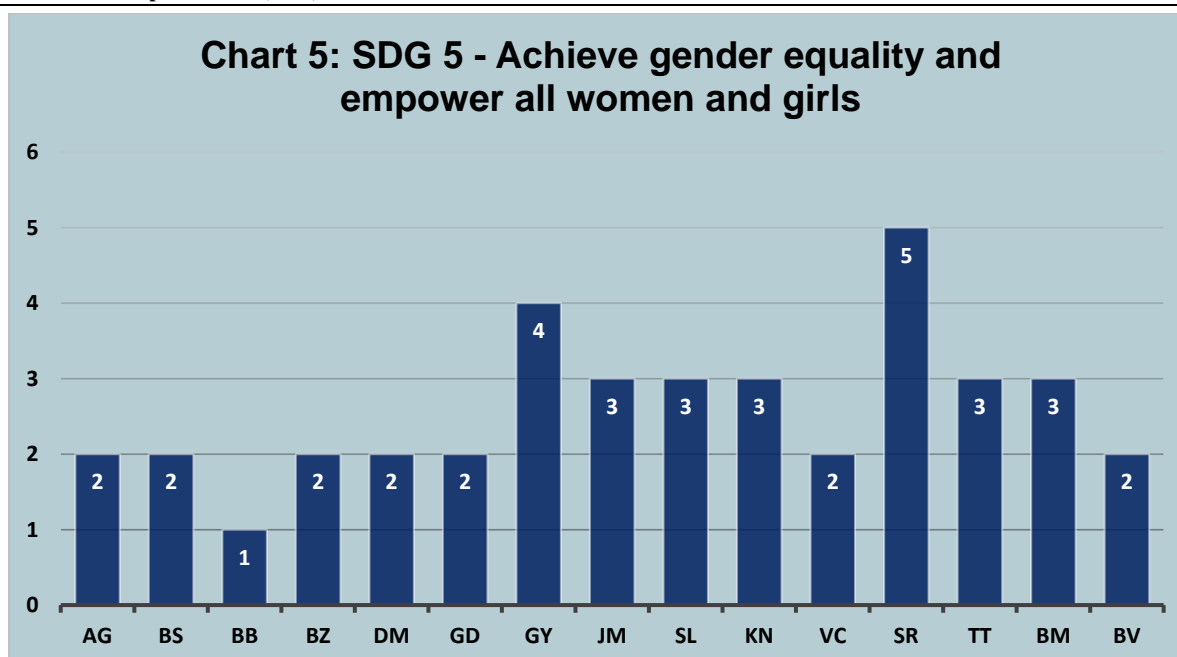


Note: Fifteen (15) Unique CARICOM Core indicators are produced under SDG 3.

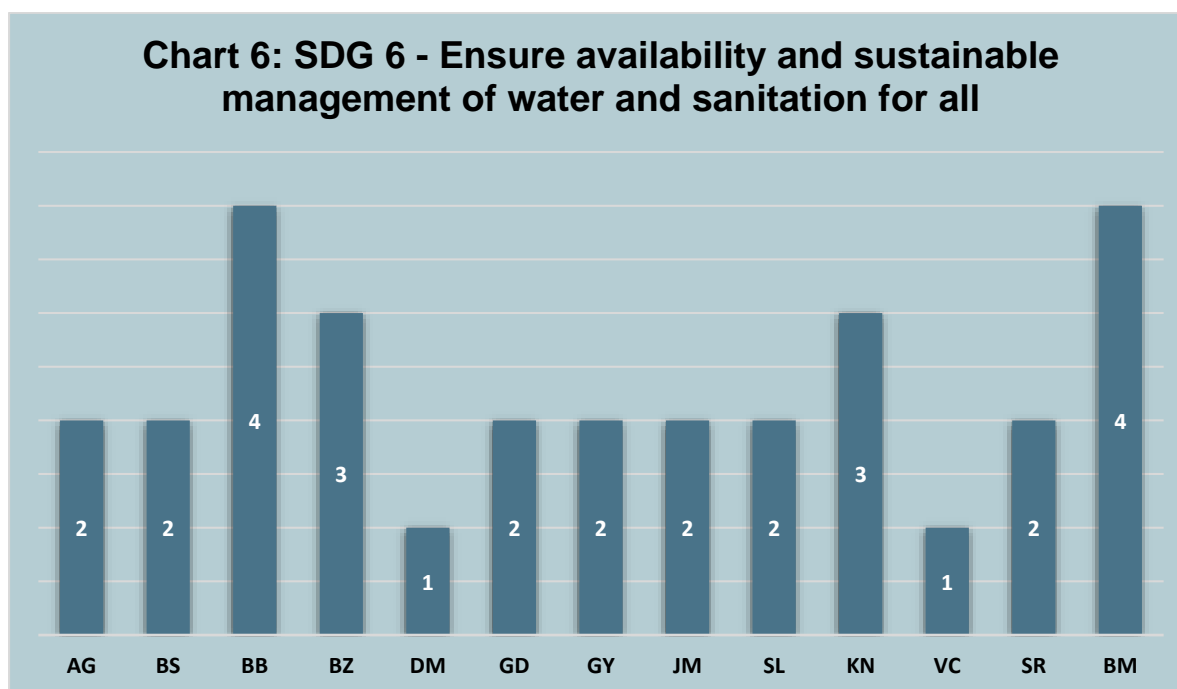


Notes:

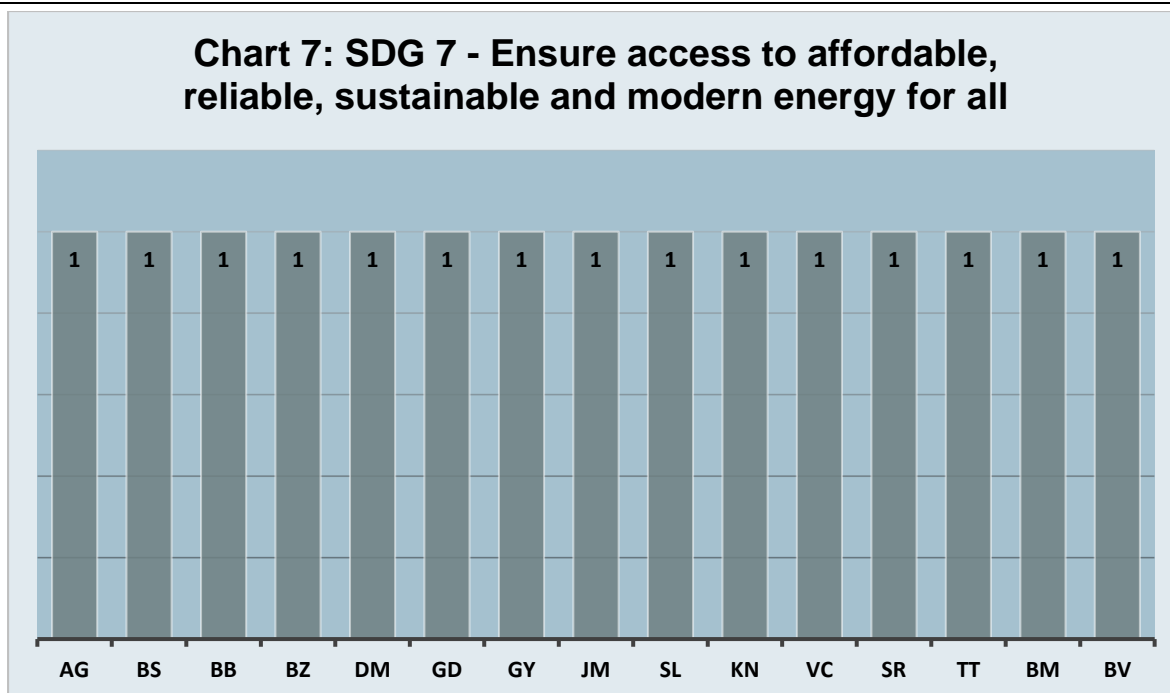
1. No indicators are produced by the St. Vincent & The Grenadines NSO/NSS under SDG 4.
2. Eight (8) Unique CARICOM Core indicators are produced under SDG 4.



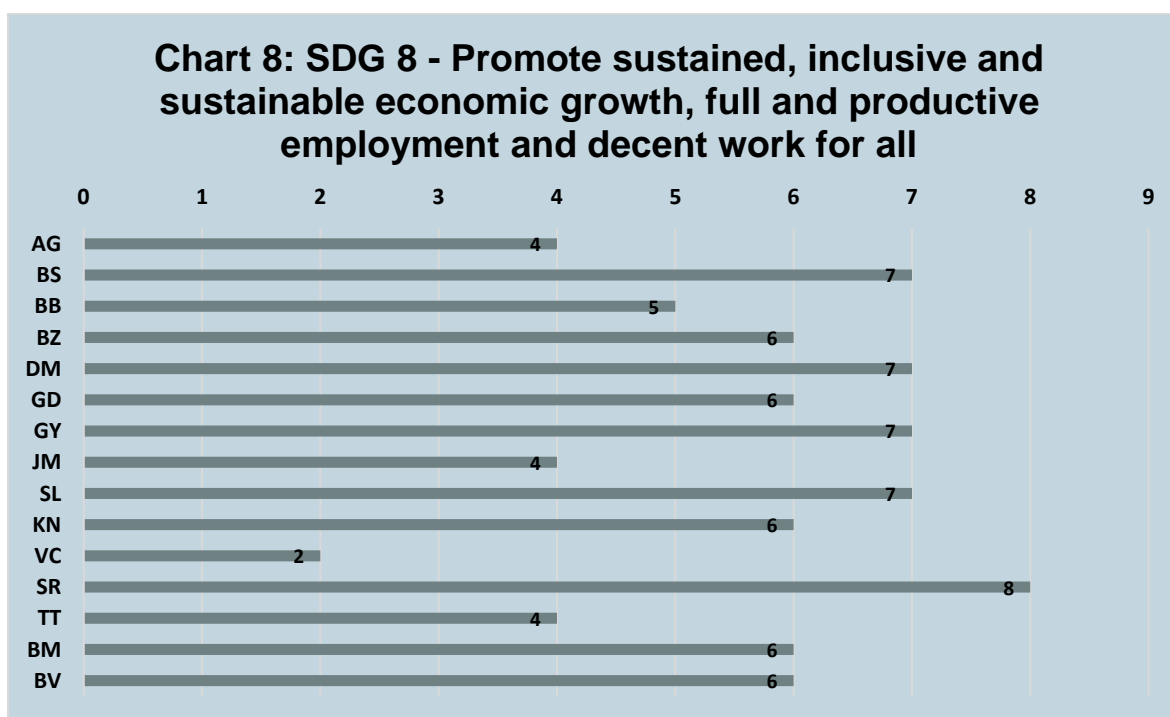
Note: Six (6) Unique CARICOM Core indicators are produced under SDG 5.



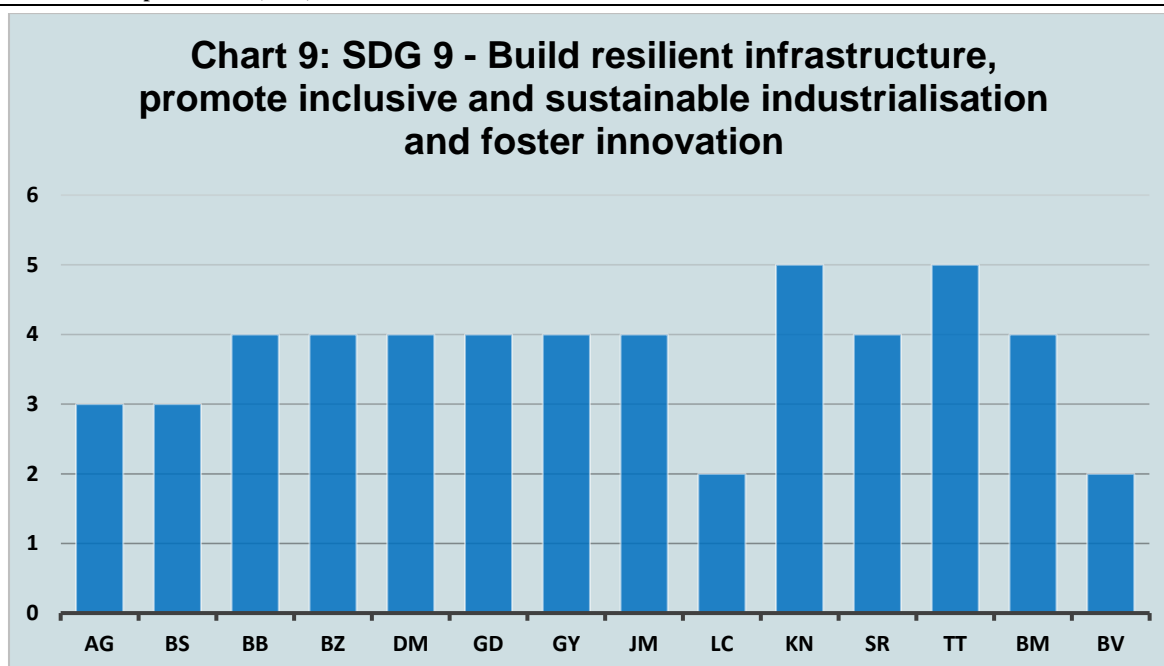
- Notes:**
1. No indicators are produced by the NSO/NSS of Trinidad and Tobago and the British Virgin Islands (BVI) under SDG 6.
 2. Four (4) Unique CARICOM Core indicators are produced under SDG 6.



Note: There is one (1) Unique CARICOM Core indicator under SDG 7.

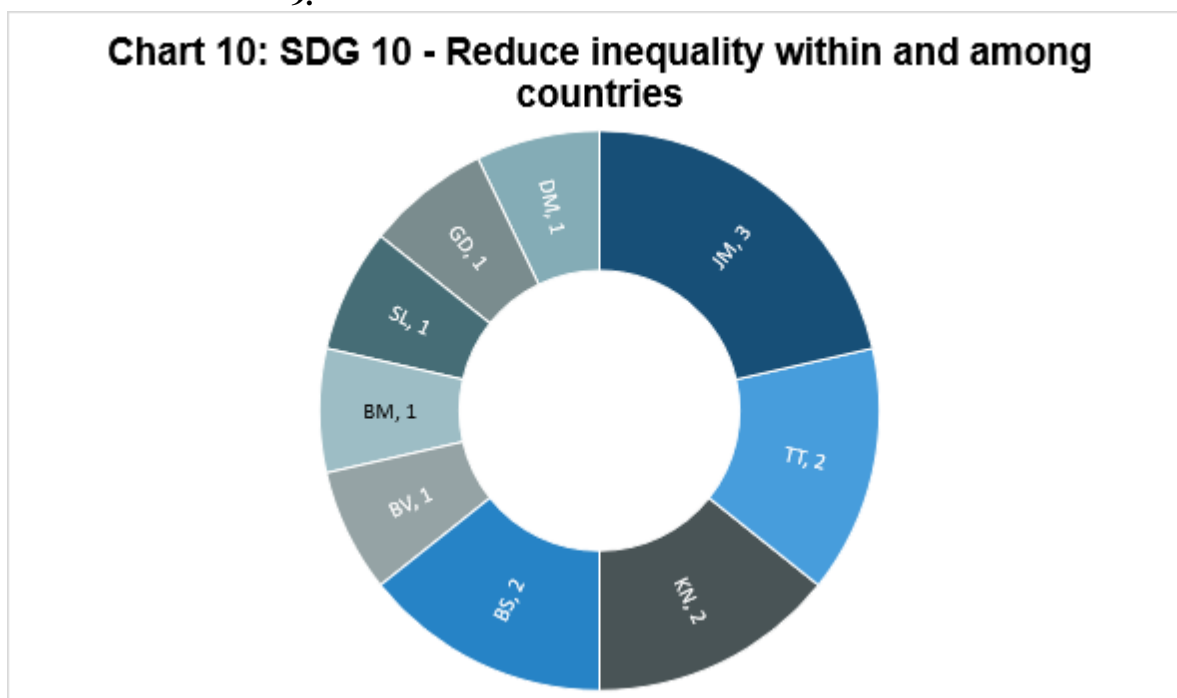


Note: Ten (10) Unique CARICOM Core indicators are produced under SDG 8.



Notes:

1. No indicators are produced by the NSO/NSS of St. Vincent and The Grenadines under SDG 9.
2. Seven (7) Unique CARICOM Core indicators are produced under SDG 9.

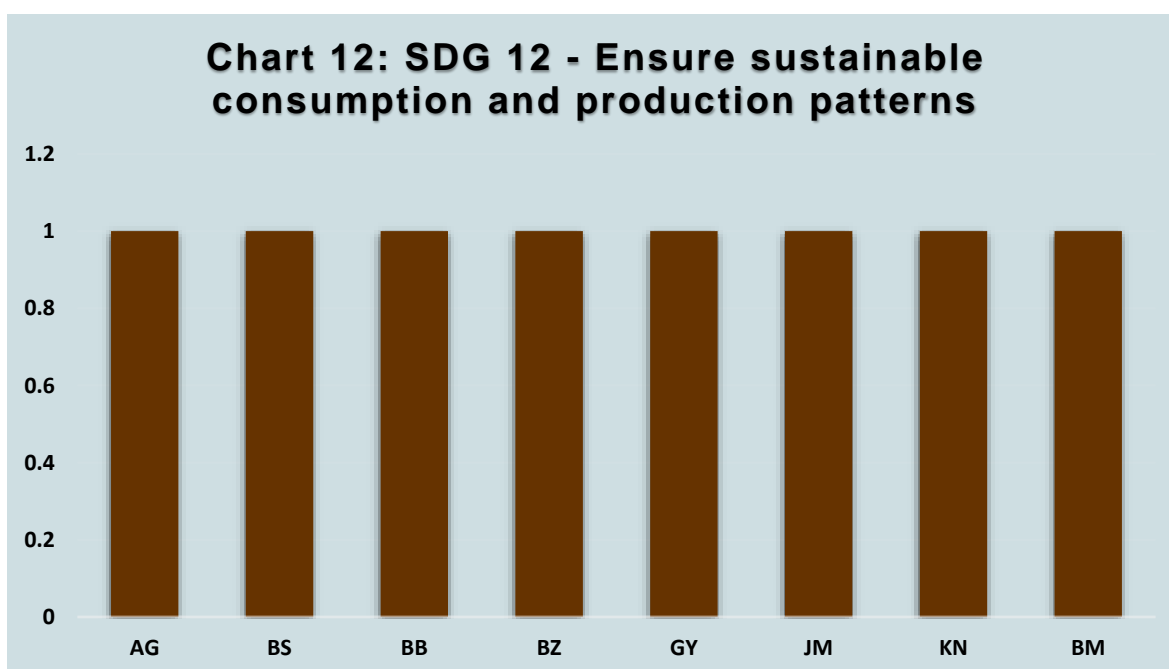


Notes:

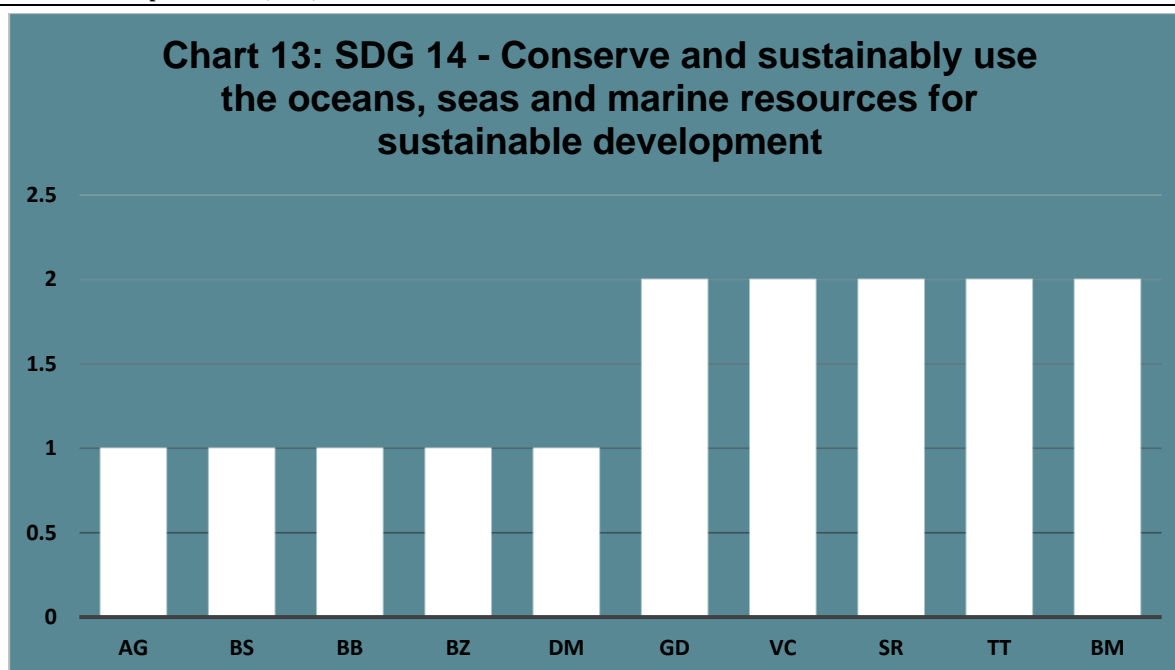
1. No indicators are produced by the NSO/NSS of Antigua and Barbuda, Barbados, Belize, Guyana, St. Vincent & The Grenadines and Suriname under SDG 10.
2. Three (3) Unique CARICOM Core indicators are produced under SDG 10.



- Notes:**
1. No indicators are produced by the NSO/NSS of Antigua and Barbuda, Grenada, St. Vincent & The Grenadines and the British Virgin Islands (BVI) under SDG 11.
 2. Six (6) Unique CARICOM Core indicators are produced under SDG 11.

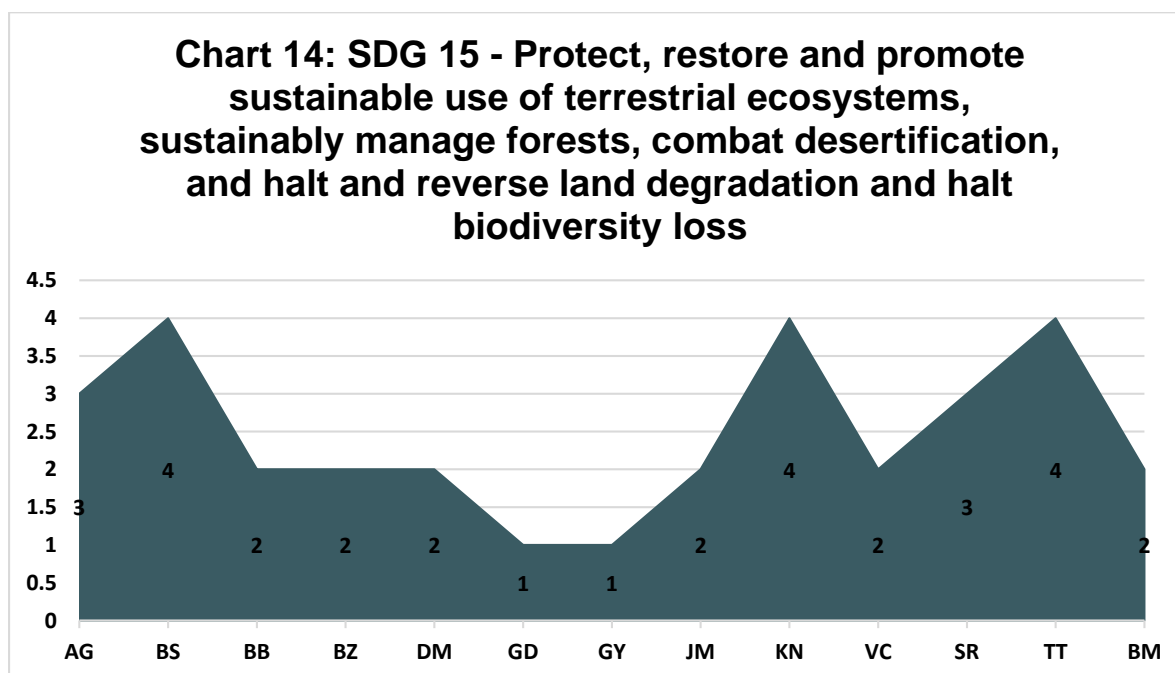


- Notes:**
1. No indicators are produced by the NSO/NSS of Dominica, Grenada, Saint Lucia, St. Vincent & The Grenadines, Suriname, Trinidad and Tobago and The British Virgin Islands (BVI) under SDG 12.
 2. One (1) Unique CARICOM Core indicator is produced under SDG 12.



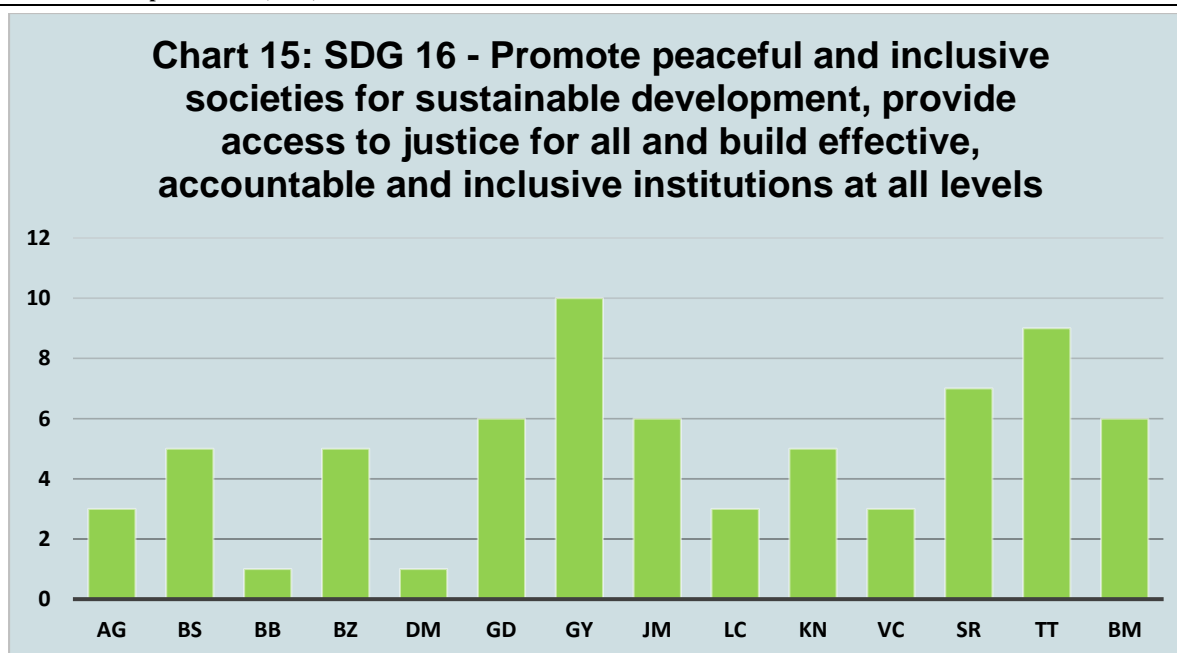
Notes:

1. No indicators are produced by the NSO/NSS of Guyana, Jamaica, Saint Lucia, St. Kitts and Nevis and The British Virgin Islands (BVI) under SDG 14.
2. Two (2) Unique CARICOM Core indicators are produced under SDG 14.



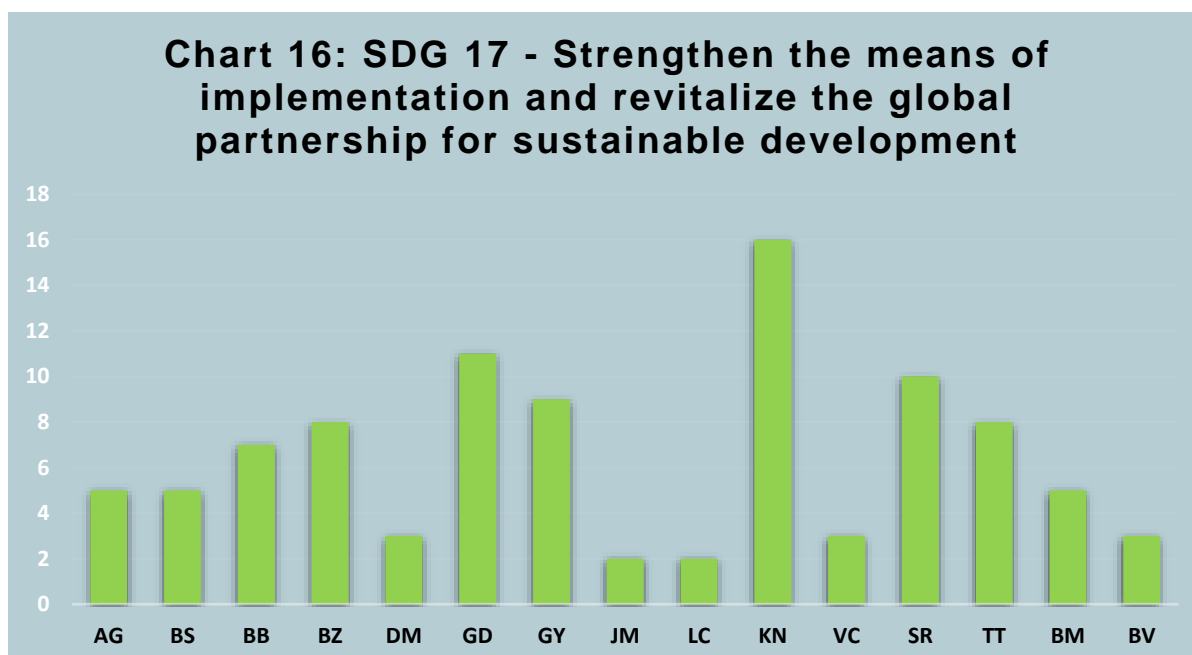
Notes:

1. No indicators are produced by the NSO/NSS of Saint Lucia and The British Virgin Islands (BVI) under SDG 15.
2. Four (4) Unique CARICOM Core indicators are produced under SDG 15.



Notes:

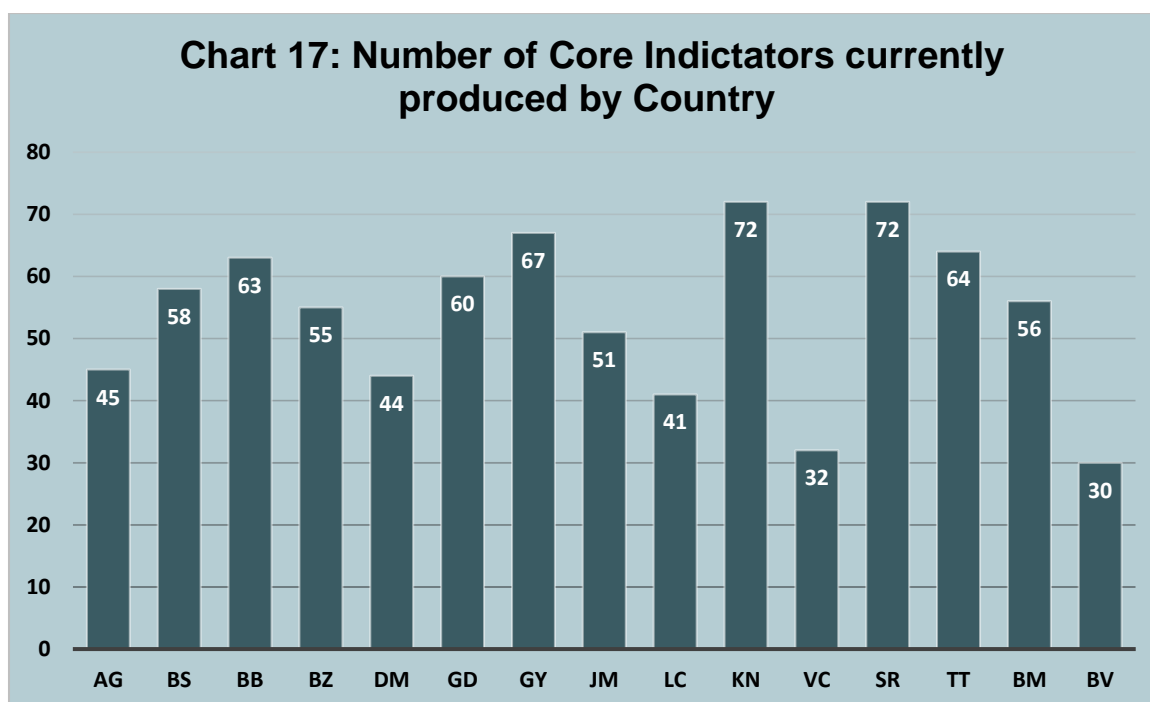
1. No indicators are produced by the NSO/NSS of The British Virgin Islands (BVI) under SDG 16.
2. Thirteen (13) Unique CARICOM Core indicators are produced under SDG 16.



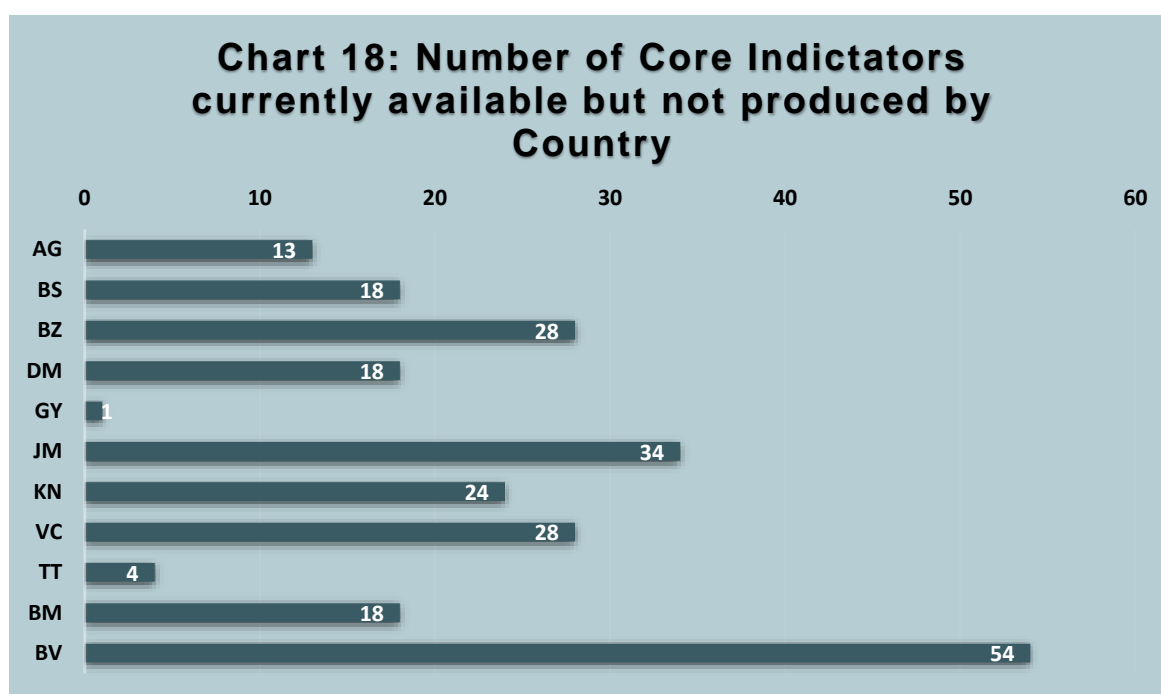
Note: Sixteen (16) Unique CARICOM Core indicators are produced under SDG 17.

SECTION II

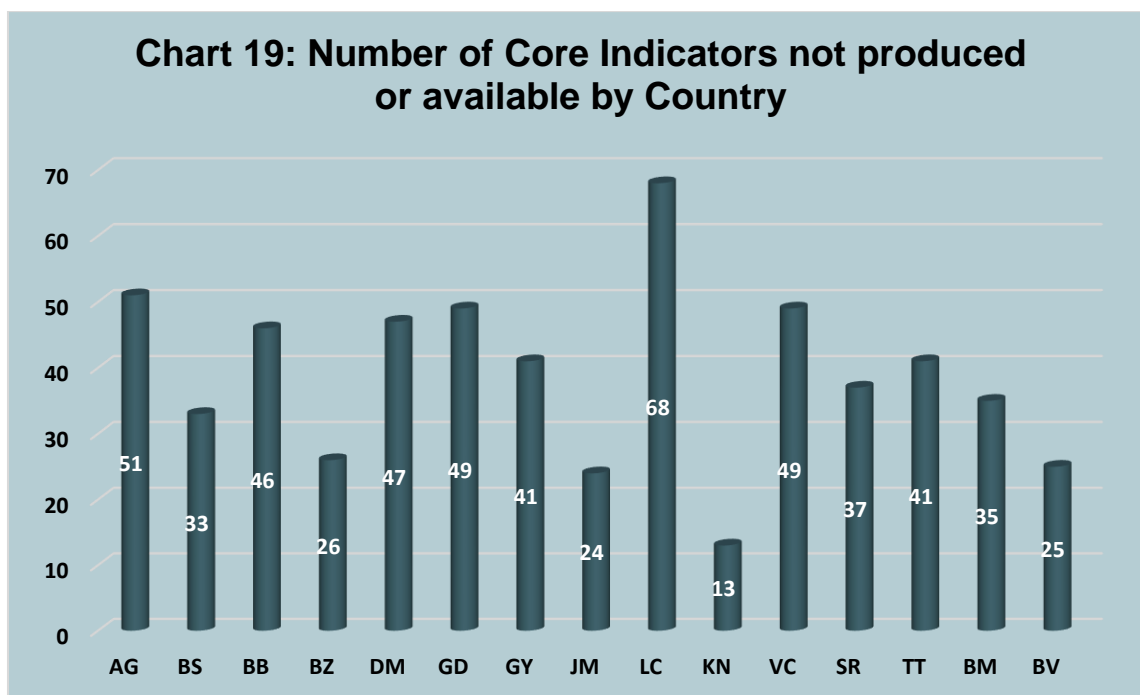
AVAILABILITY OF CARICOM CORE INDICATORS BY COUNTRY



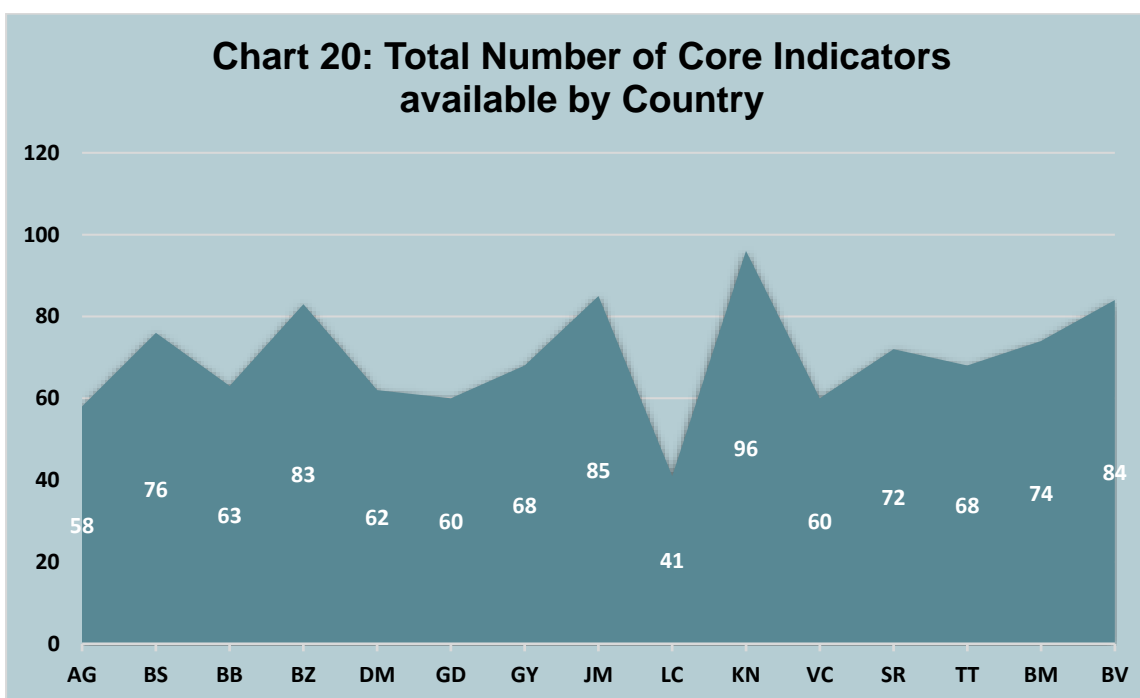
Note: One Hundred and Nine (109) Unique CARIOM Core SDG indicators are produced.



- Notes:**
1. No indicators not produced by the NSO/NSS for Barbados, Grenada, Saint Lucia and Suriname.
 2. One Hundred and Nine (109) Unique CARICOM Core SDG indicators are produced.



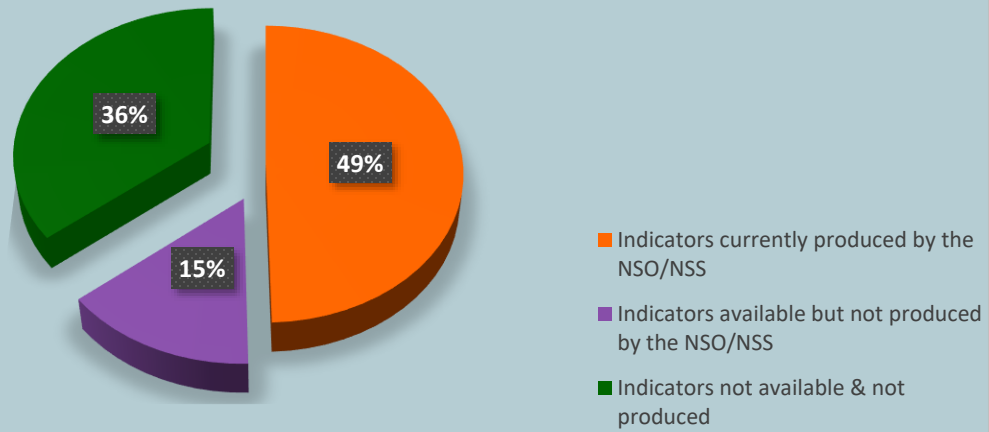
Note: One Hundred and Nine (109) Unique CARICOM Core SDG indicators.



Notes:

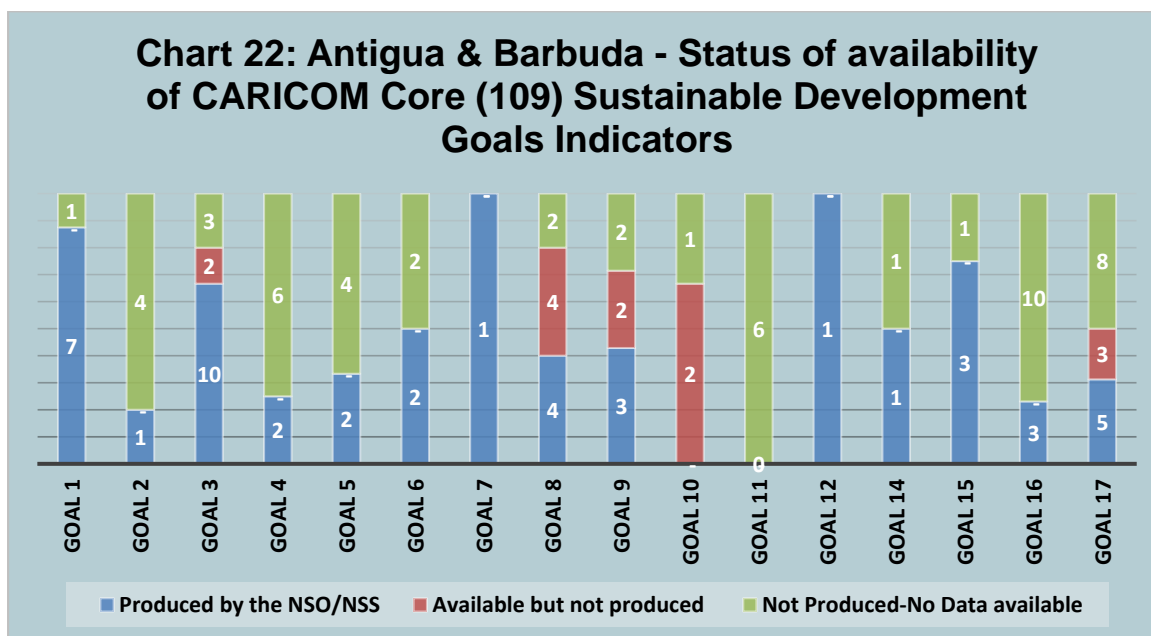
1. Total number of indicators available, both produced by the NSO/NSS and those which are available but produced from other sources.
2. One Hundred and Nine (109) Unique CARICOM Core SDG indicators.

Chart 21: Summary of Availability of CARICOM Draft Core(109) Sustainable Development Goals Indicators

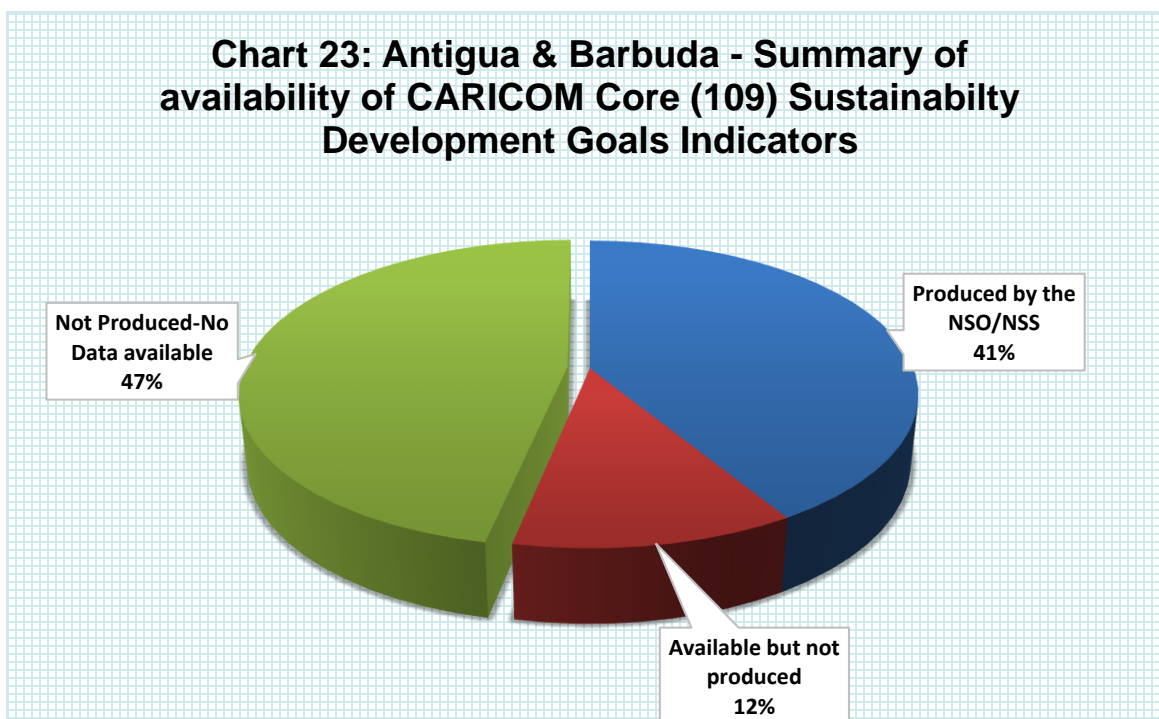


SECTION III

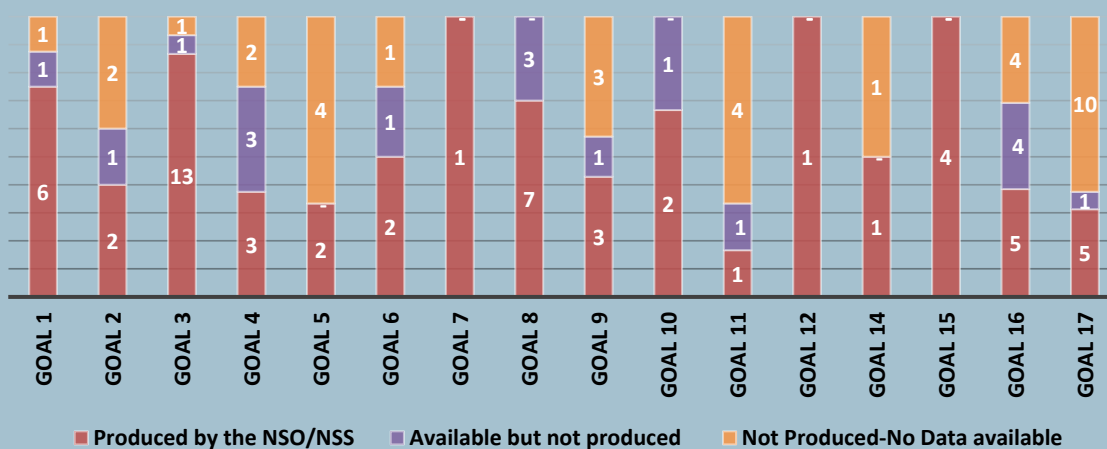
**STATUS OF AVAILABILITY OF THE
SUSTAINABLE DEVELOPMENT GOAL
(SDG) UNIQUE CORE INDICATORS BY
COUNTRY**



Note: There are no unique CARICOM Core indicators under SDG 13 (Two indicators included under SDGs 1 & 11).

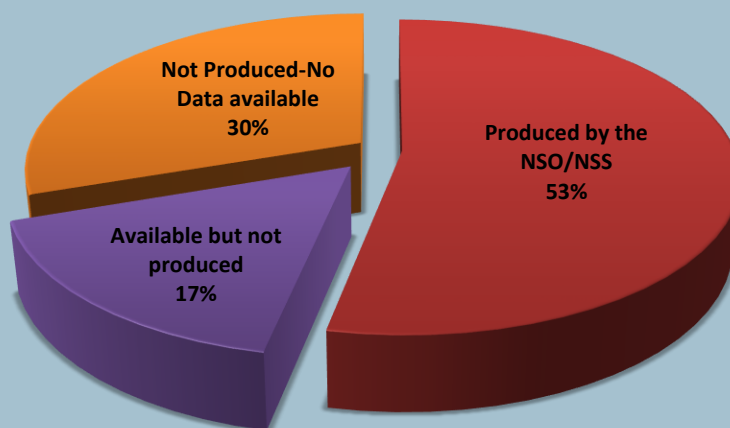


**Chart 24: The Bahamas- Status of availability of
CARICOM Core (109) Sustainable Development
Goals Indicators**

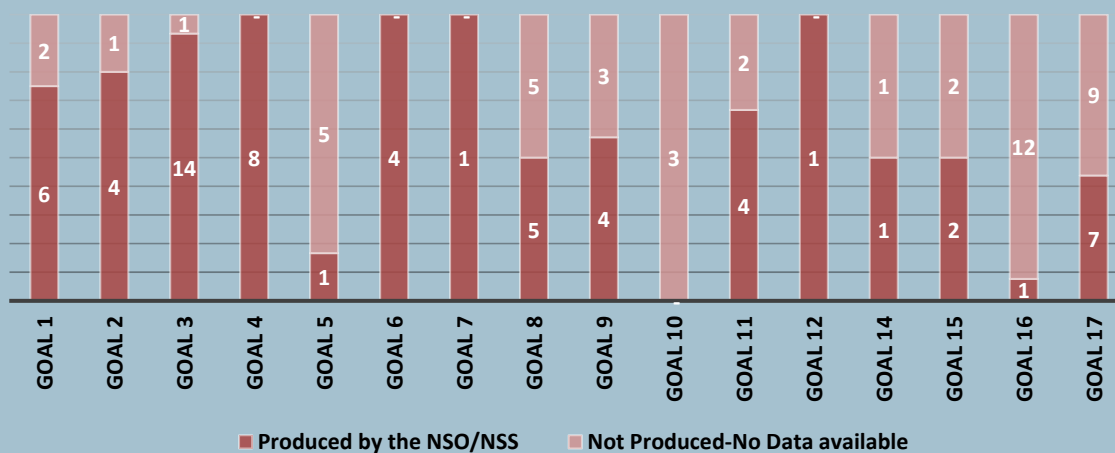


Note: No Unique CARICOM Core indicators under SDG 13.

**Chart 25: The Bahamas- Summary of
availability of CARICOM Core (109)
Sustainability Development Goals Indicators**



**Chart 26: Barbados - Status of availability of
CARICOM Core (109) Sustainable Development
Goals Indicators**



Note: No Unique CARICOM Core indicators are produced under SDG 13.

**Chart 27: Barbados - Summary of availability of CARICOM
Core (109) Sustainable Development Goals Indicators**

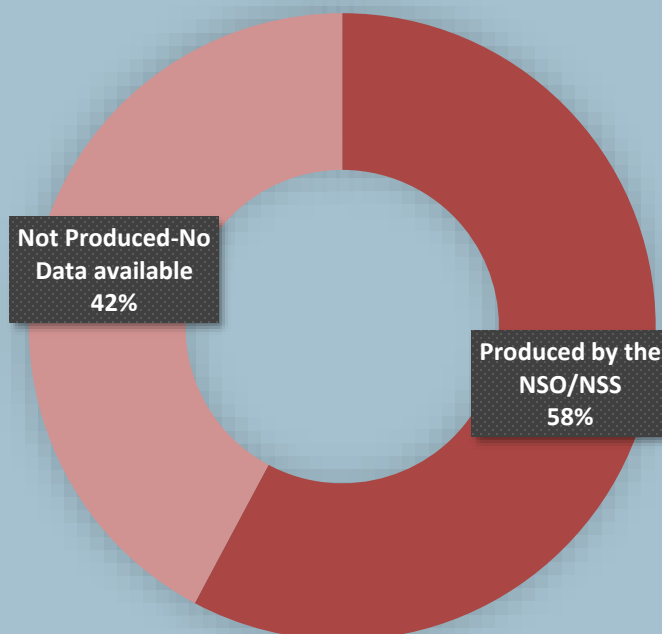
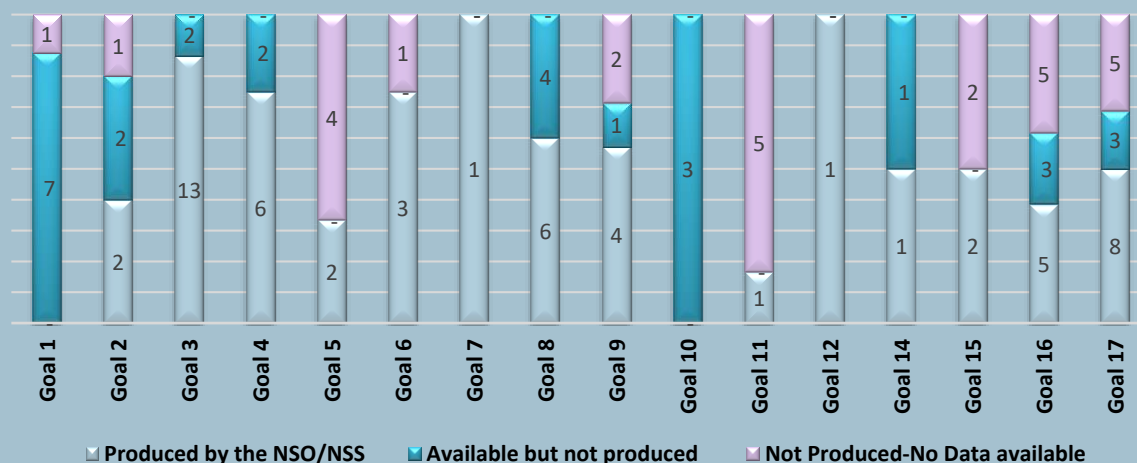
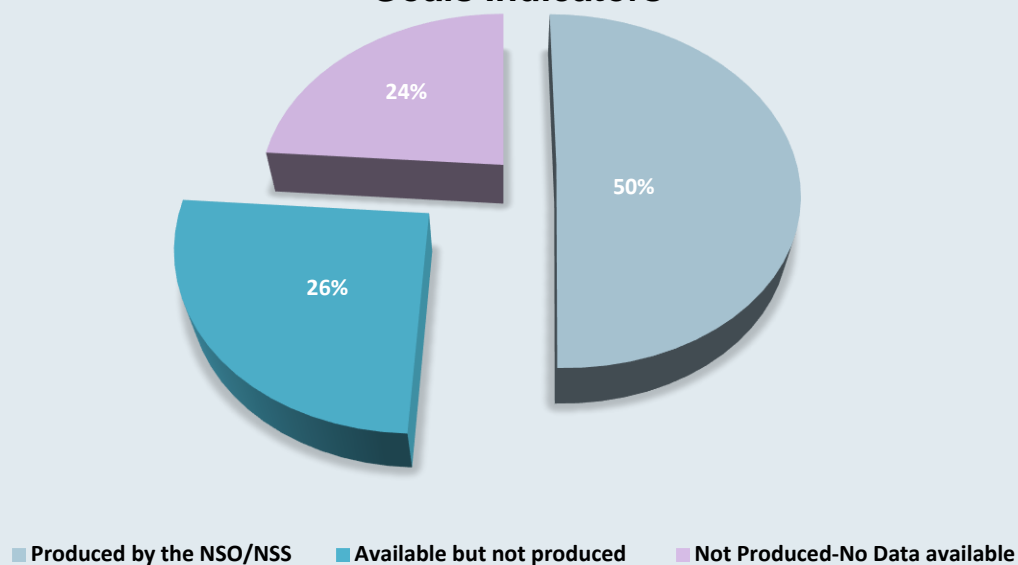


Chart 28: Belize - Status of availability of CARICOM Core (109) Sustainable Development Goals Indicators

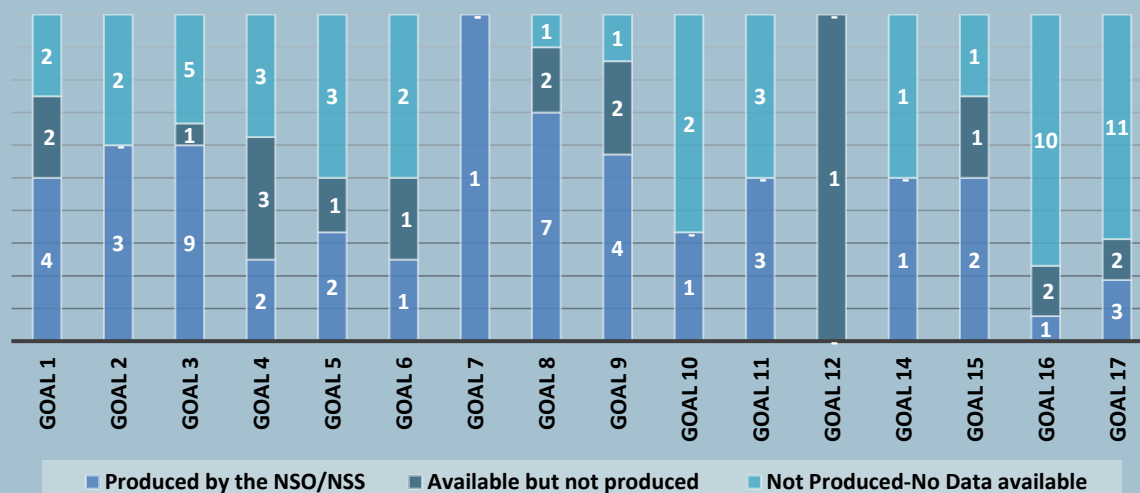


Note: No Unique CARICOM Core indicators are produced under SDG 13.

Chart 29: Belize - Summary of availability of CARICOM Core (109) Sustainability Development Goals Indicators

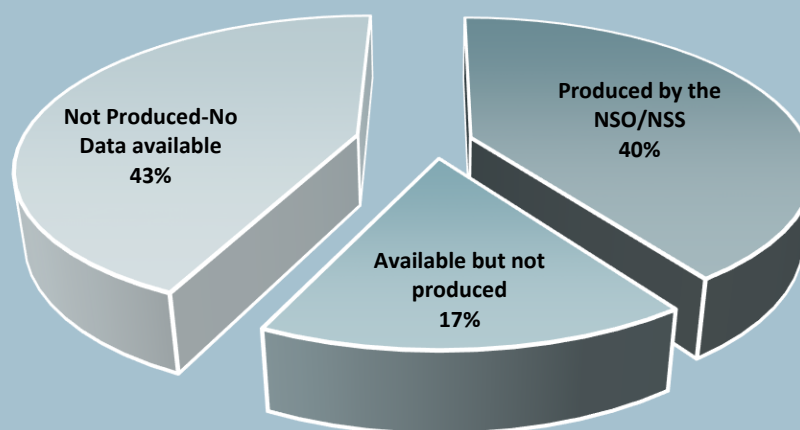


**Chart 30: Dominica - Status of availability of
CARICOM Core (109) Sustainable Development
Goals Indicators**

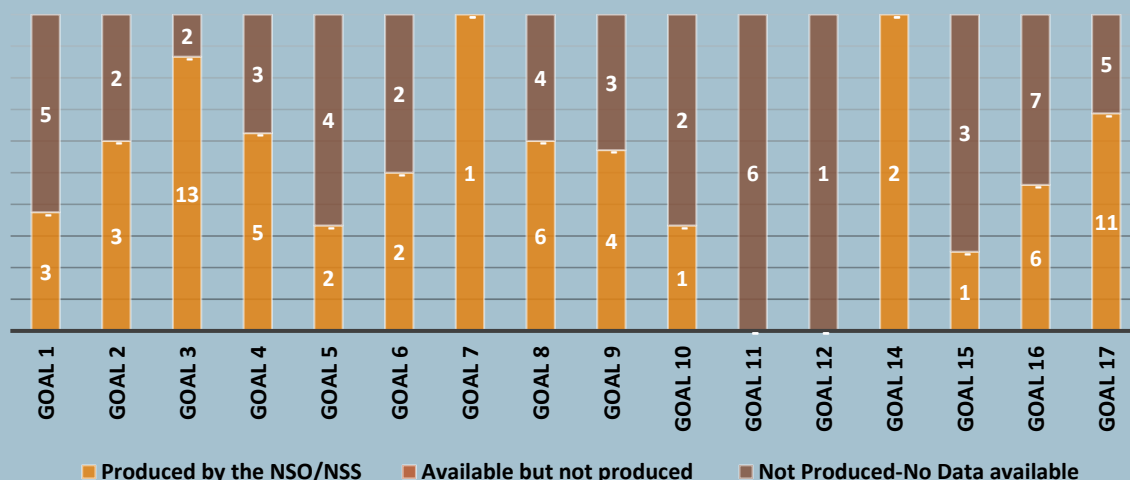


Note: No Unique CARICOM Core indicators are produced under SDG 13.

**Chart 31: Dominica - Summary of availability of
CARICOM Core (109) Sustainable Development
Goals Indicators**

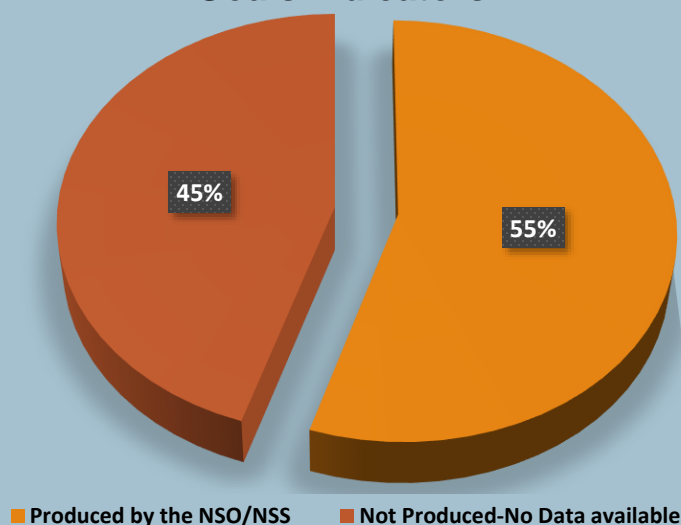


**Chart 32: Grenada - Status of availability of
CARICOM Core (109) Sustainable Development
Goals Indicators**

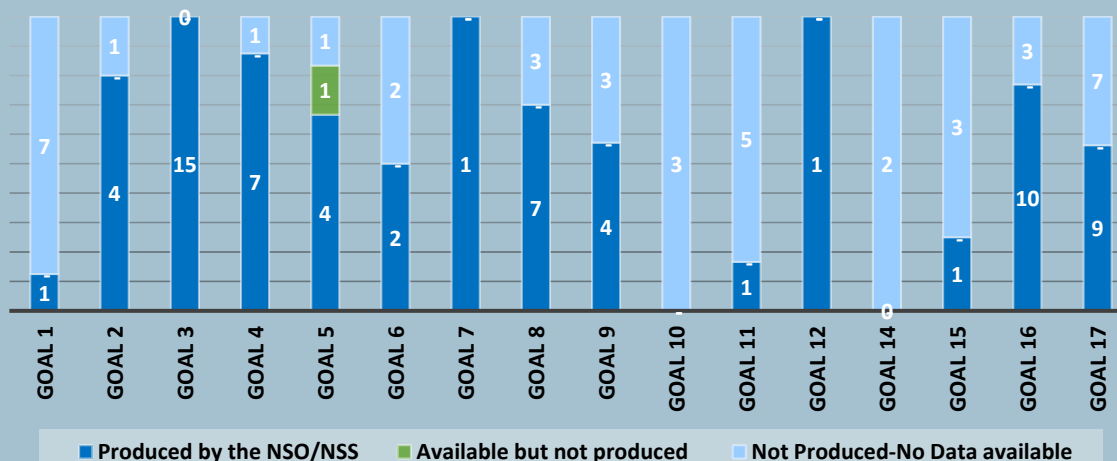


Note: No Unique CARICOM Core indicators are produced under SDG 13.

**Chart 33: Grenada - Summary of availability of
CARICOM Core (109) Sustainability Development
Goals Indicators**

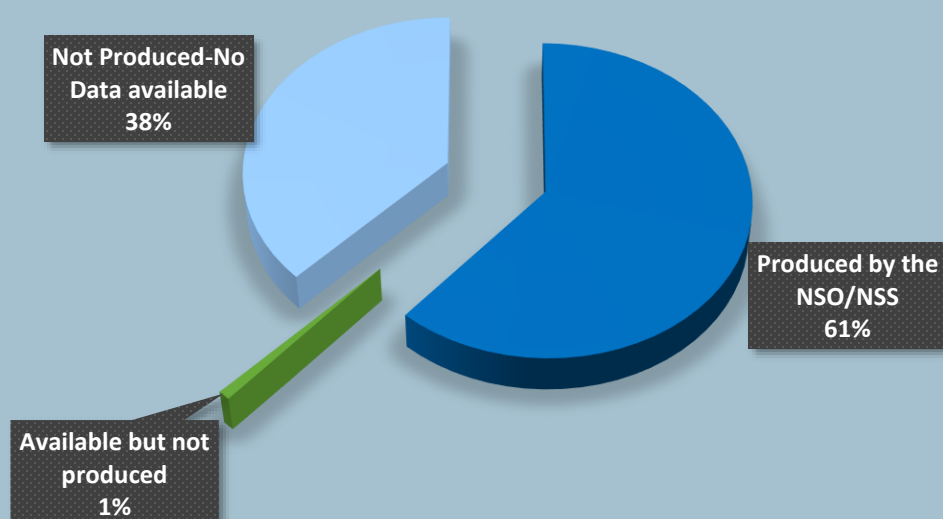


**Chart 34: Guyana - Status of availability of
CARICOM Core (109) Sustainable Development
Goals Indicators**

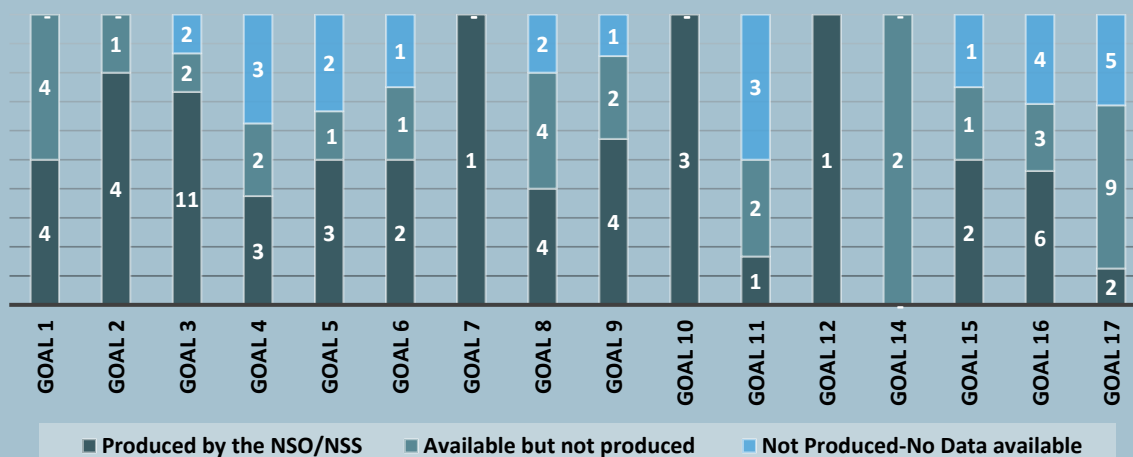


Note: No Unique CARICOM Core indicators are produced under SDG 13.

**Chart 35: Guyana - Summary of availability of
CARICOM Core (109) Sustainability Development
Goals Indicators**

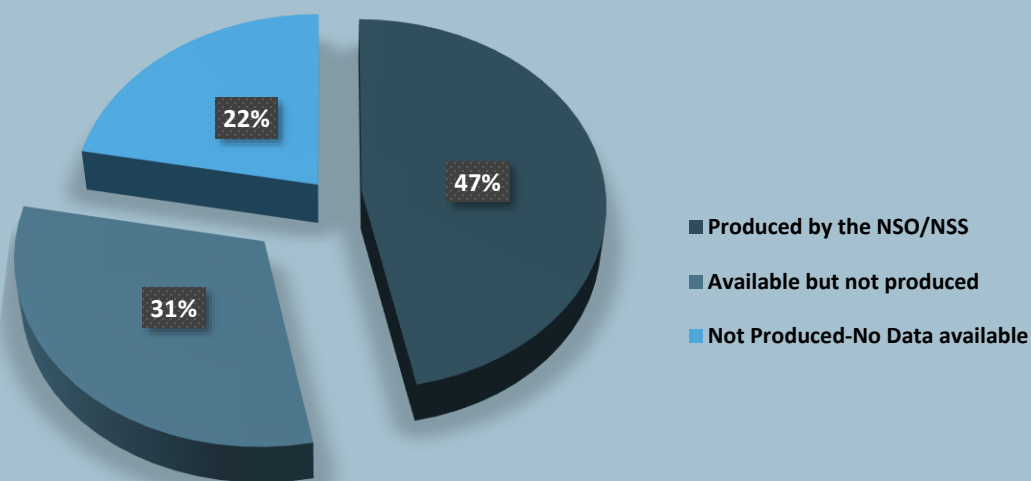


**Chart 36: Jamaica - Status of availability of
CARICOM Core (109) Sustainable Development
Goals Indicators**

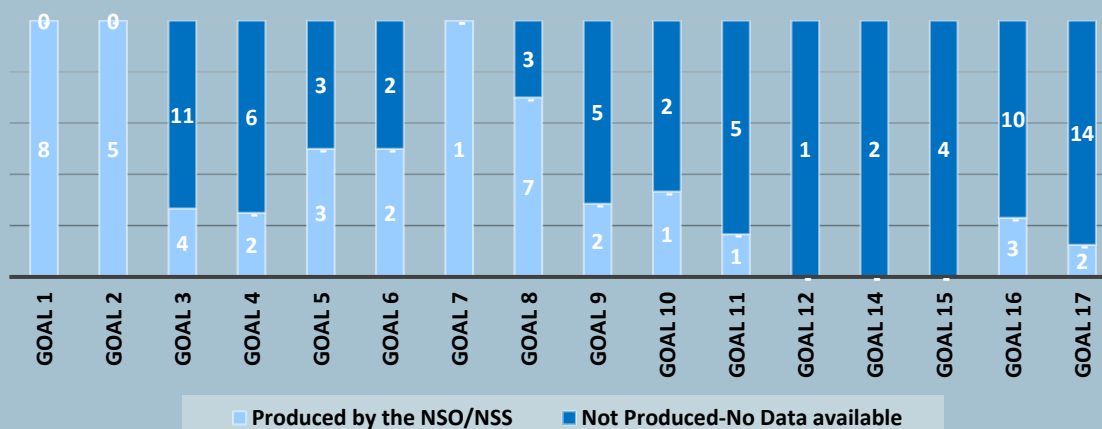


Note: No Unique CARICOM Core indicators are produced under SDG 13.

**Chart 37: Jamaica - Summary of availability of
CARICOM Core (109) Sustainability Development
Goals Indicators**



**Chart 38: Saint Lucia - Status of availability of
CARICOM Core (109) Sustainable Development
Goals Indicators**



Note: No Unique CARICOM Core indicators are produced under SDG 13.

**Chart 39: Saint Lucia - Summary of availability of
CARICOM Core (109) Sustainability Development
Goals Indicators**

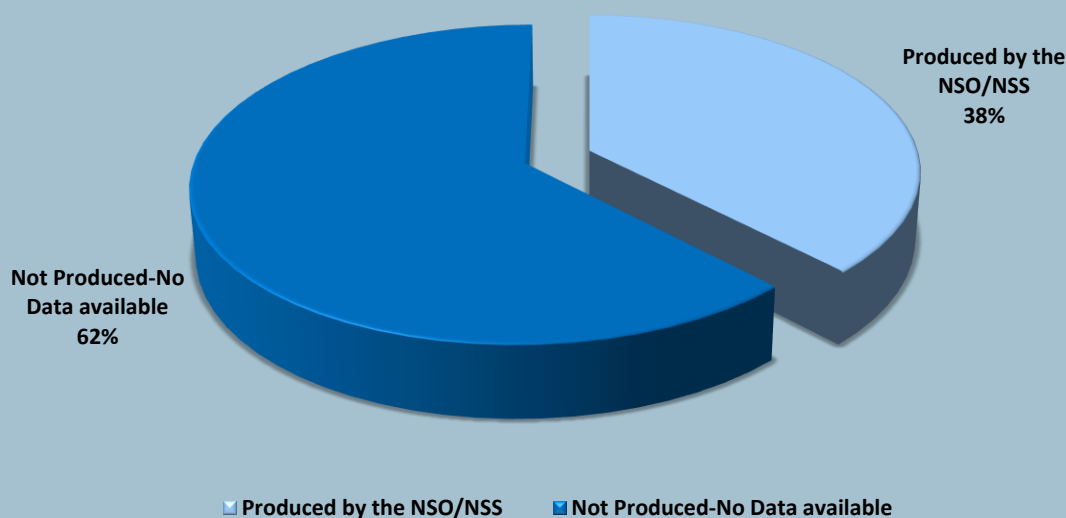
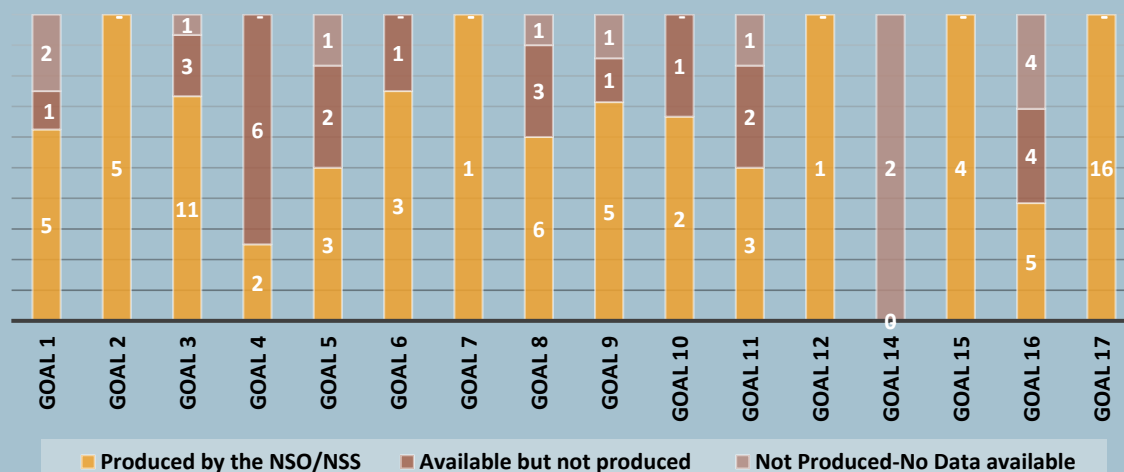


Chart 40: St. Kitts and Nevis- Status of availability of CARICOM Core (109) Sustainable Development Goals Indicators



Note: No Unique CARICOM Core indicators are produced under SDG 13.

Chart 41: St. Kitts and Nevis - Summary of availability of CARICOM Core (109) Sustainability Development Goals Indicators

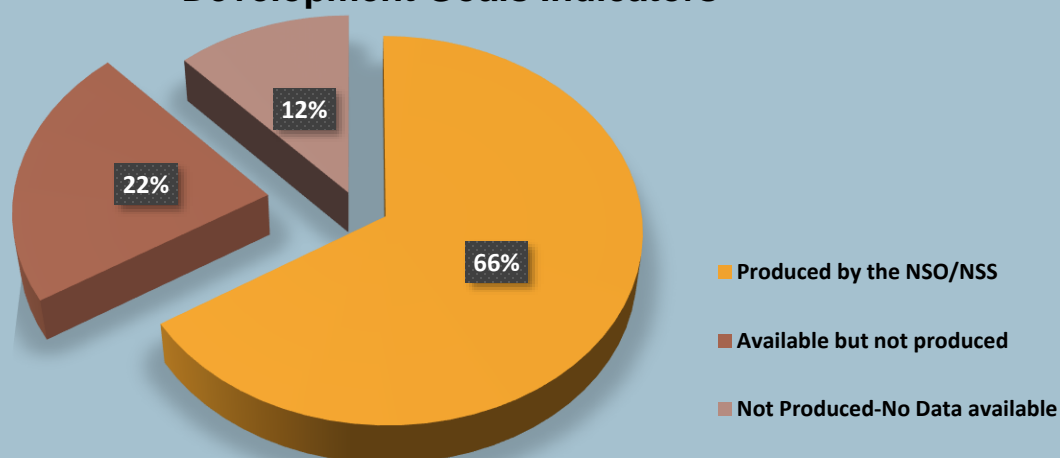
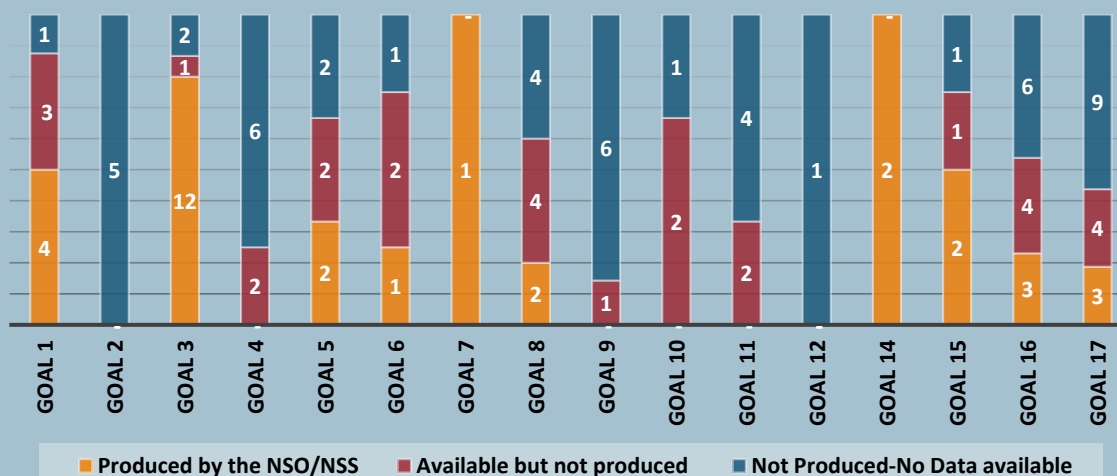
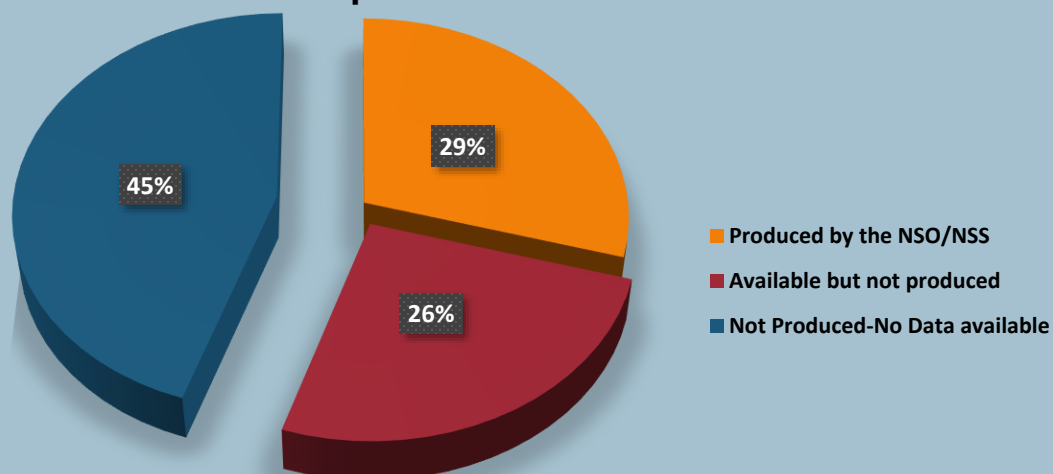


Chart 42: St. Vincent and the Grenadines - Status of availability of CARICOM Core (109) Sustainable Development Goals Indicators

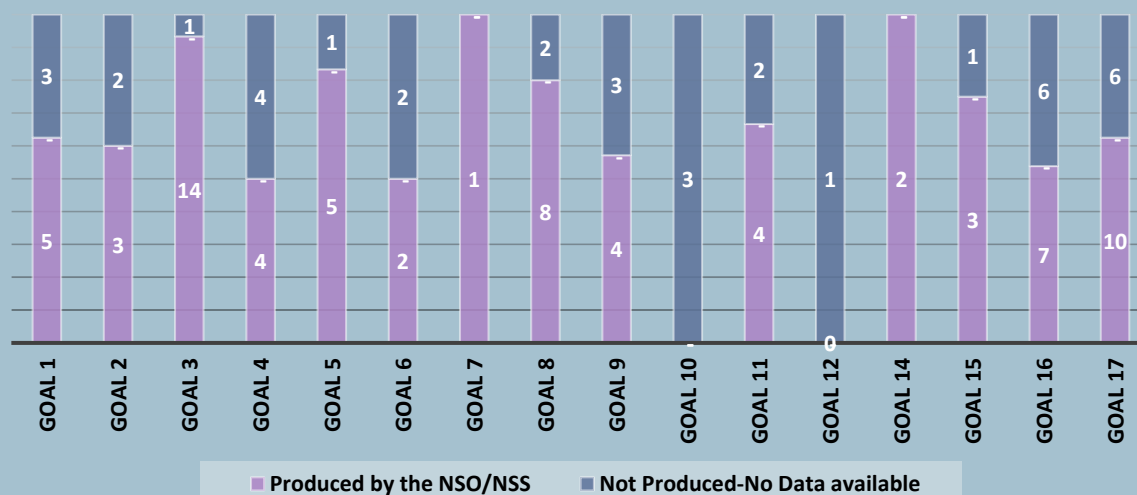


Note: No Unique CARICOM Core indicators are produced under SDG 13.

Chart 43: St. Vincent and the Grenadines- Summary of availability of CARICOM Core (109) Sustainability Development Goals Indicators

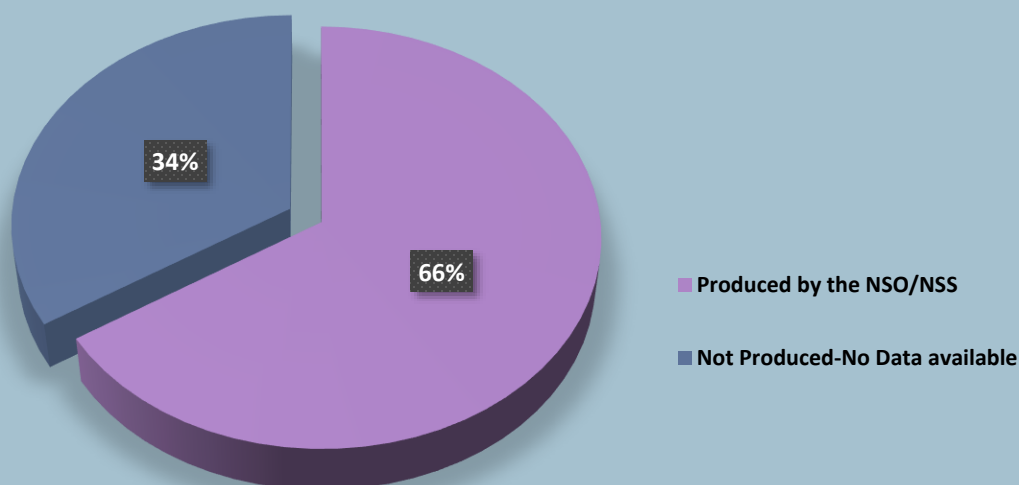


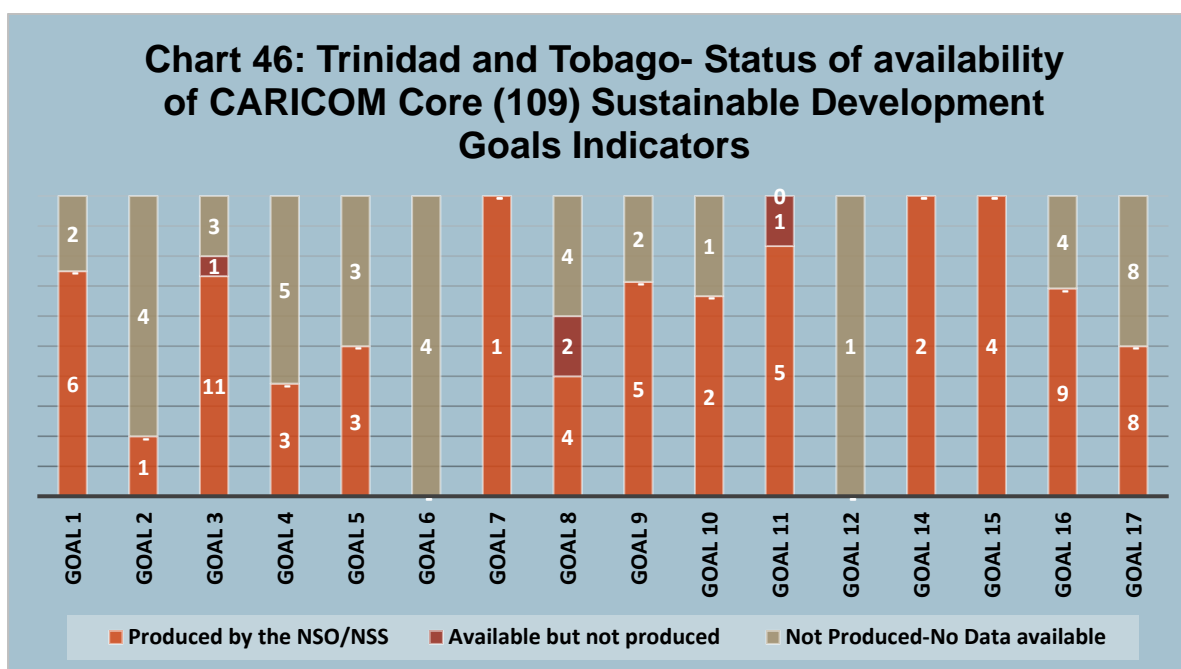
**Chart 44: Suriname- Status of availability of
CARICOM Core (109) Sustainable Development
Goals Indicators**



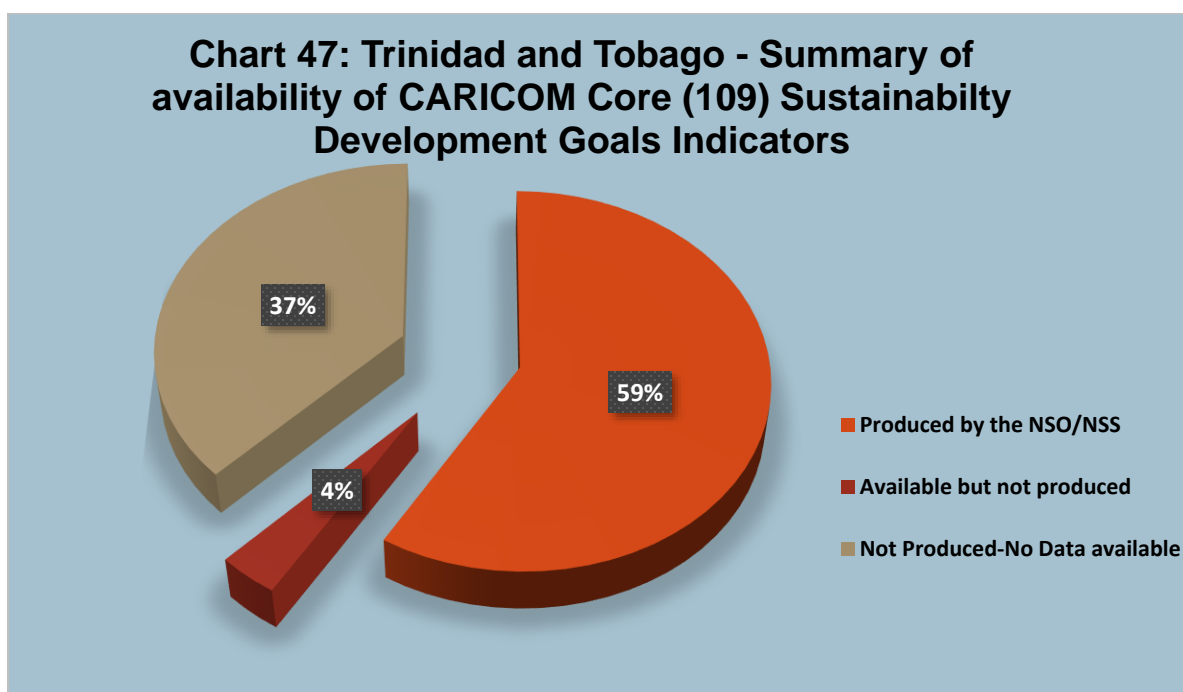
Note: No Unique CARICOM Core indicators are produced under SDG 13.

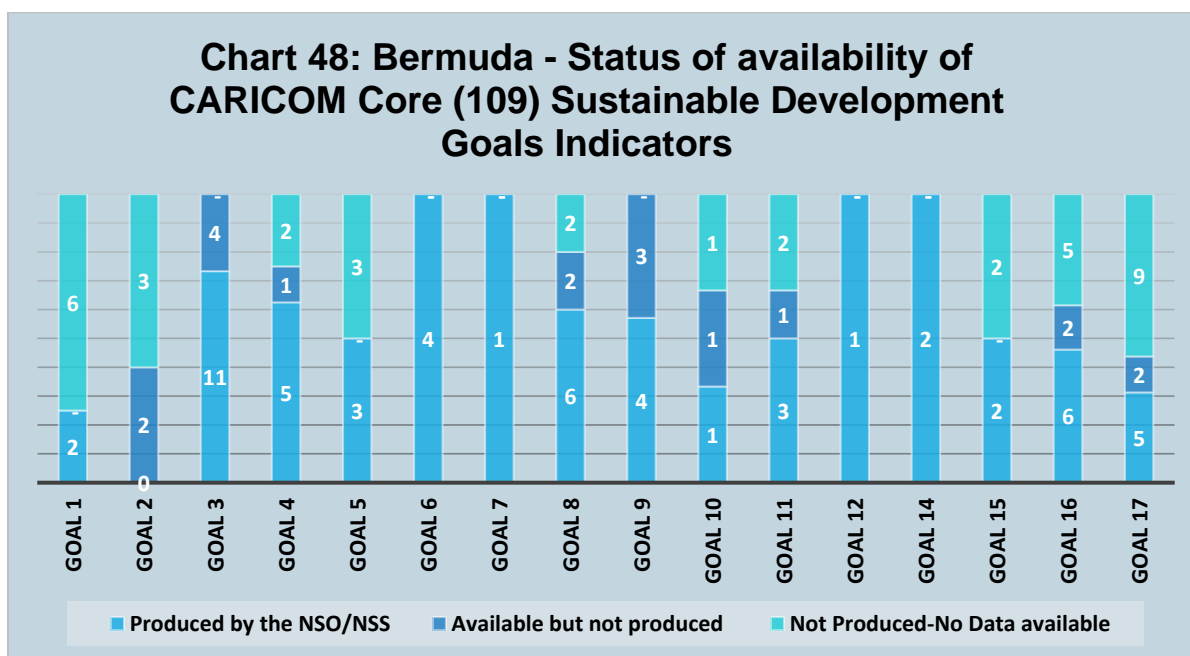
**Chart 45: Suriname: Summary of availability of
CARICOM Core (109) Sustainability Development
Goals Indicators**





Note: No Unique CARICOM Core indicators are produced under SDG 13.





Note: No Unique CARICOM Core indicators are produced under SDG 13.

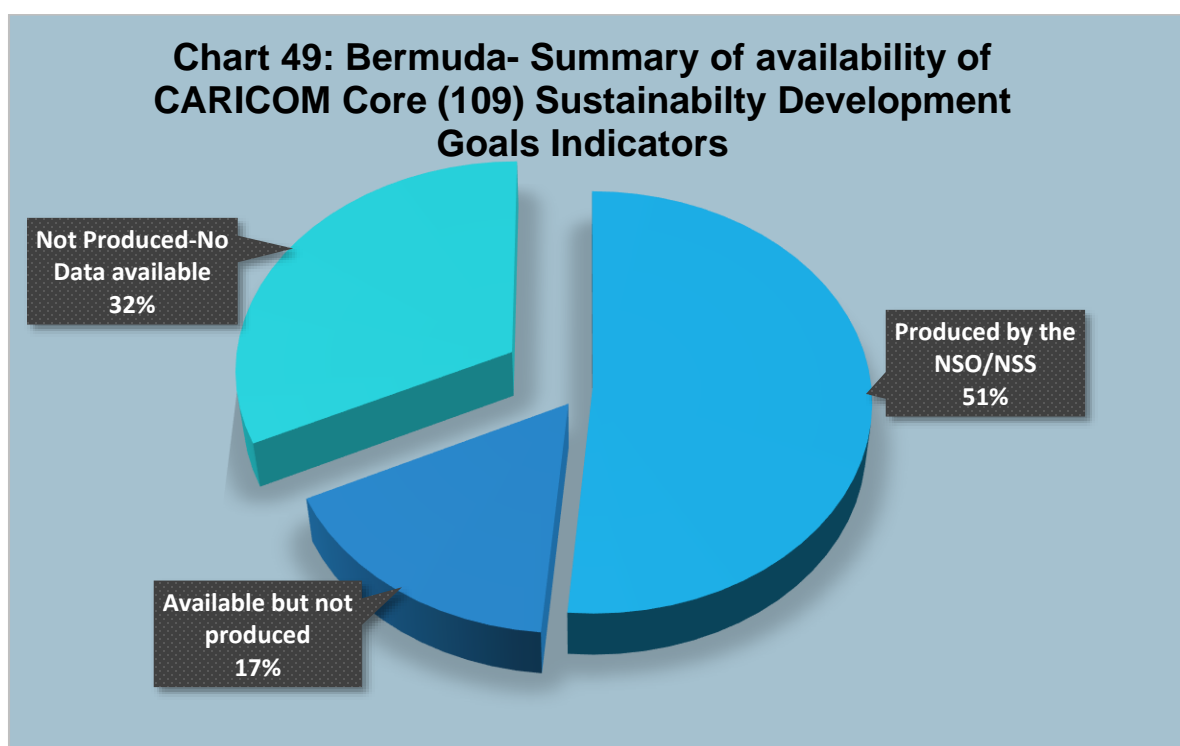
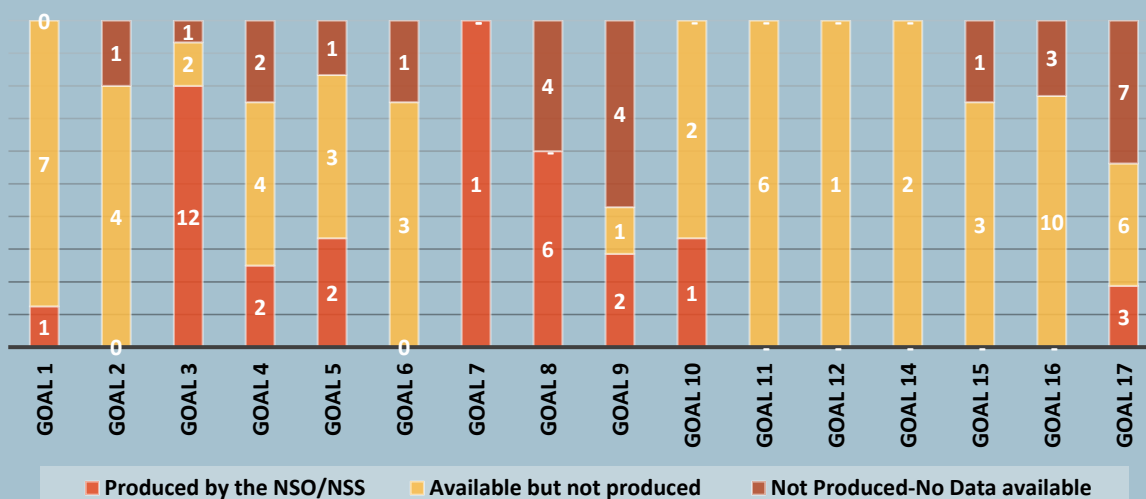


Chart 50: British Virgin Islands - Status of availability of CARICOM Core (109) Sustainable Development Goals Indicators



Note: No Unique CARICOM Core indicators are produced under SDG 13.

Chart 51: British Virgin Islands- Summary of availability of CARICOM Core (109) Sustainability Development Goals Indicators

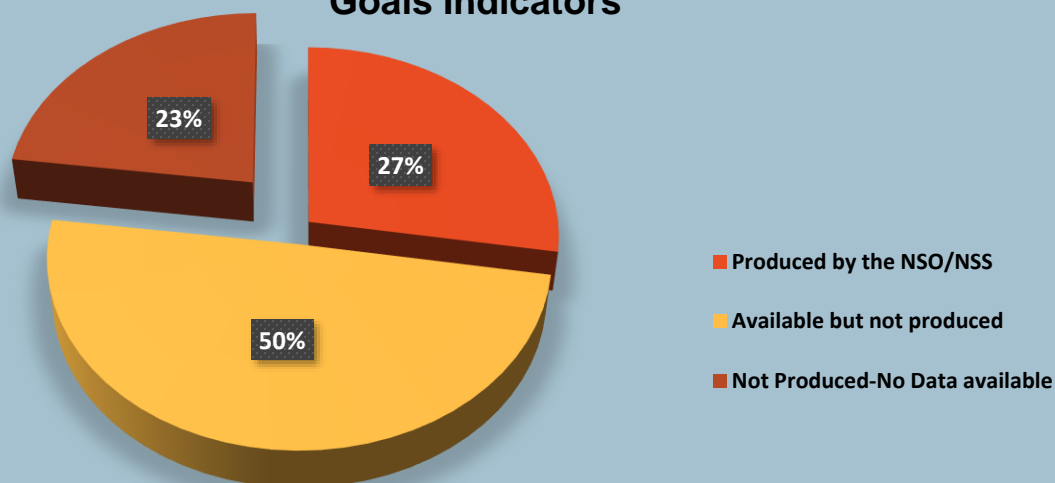


Table 1

LIST OF 125 UNIQUE CARICOM CORE INDICATORS

Goals and Targets (CARICOM Core SDG Indicators)	Indicators
GOAL 1: End extreme poverty in all its forms everywhere	
Target 1.1 By 2030, eradicate extreme poverty for all people everywhere, currently measured as people living on less than \$1.25 a day.	1.1.1 Proportion of population below the international poverty line by sex, age, employment status and geographical location (urban/rural)
	1.2.1 Proportion of population living below national poverty line by sex and age
	1.2.2 Proportion of men, women and children of all ages living in poverty in all its dimensions according to national definitions
Target 1.3 – Implement nationally appropriate social protection systems and measures for all, including floors, and by 2030 achieve substantial coverage of the poor and the vulnerable	1.3.1 Proportion of population covered by social protection floors/systems, by sex, and distinguishing children, unemployed persons, older persons, persons with disabilities, pregnant women, newborns, work injury victims and the poor and the vulnerable
Target 1.5 By 2030, build the resilience of the poor and those in vulnerable situations and reduce their exposure and vulnerability to climate-related extreme events and other economic, social and environmental shocks and disasters	1.5.1 Number of deaths, missing people, injured, relocated or evacuated due to disasters per 100,000 people (repeat of 11.5.1 and 13.1.2)
	1.5.2 Direct disaster economic loss in relation to global gross domestic product (GDP)
	1.5.3 Number of countries with national and local disaster risk reduction strategies (repeat of 11.b.2 and 13.1.1)
Target 1.a.1 Ensure significant mobilisation of resources from a variety of sources, including through enhanced development cooperation, in order to provide adequate and predictable means for developing countries, in particular least developed countries, to implement programmes and policies to end poverty in all its dimensions	1.a.2 Proportion of total government spending on essential services (education, health and social protection)

Goals and Targets (CARICOM Core SDG Indicators)	Indicators
GOAL 2: End hunger, achieve food security and improved nutrition and promote sustainable agriculture	
Target 2.1 By 2030, end hunger and ensure access by all people, in particular the poor and people in vulnerable situations, including infants, to safe, nutritious and sufficient food all year round	2.1.1 Prevalence of Undernourishment
	2.1.2 Prevalence of moderate or severe food insecurity in the population, based on the Food Insecurity Experience Scale (FIES)
Target 2.2 By 2030, end all forms of malnutrition, including achieving, by 2025, the internationally agreed targets on stunting and wasting in children under 5 years of age, and address the nutritional needs of adolescent girls, pregnant and lactating women and older persons	2.2.1 Prevalence of stunting (height for age <-2 standard deviation from the median of the World Health Organisation (WHO) Child Growth Standards) among children under 5 years of age
	2.2.2 Prevalence of malnutrition (weight for height >+2 or <-2 standard deviation from the median of the World Health Organisation Child Growth Standards) among children under five, disaggregated by type (wasting and overweight)
Target 2.a Increase investment, including through enhanced international cooperation, in rural infrastructure, agricultural research and extension services, technology development and plant and livestock gene banks in order to enhance agricultural productive capacity in developing countries, in particular least developed countries	2.a.1 The Agriculture Orientation Index (AOI) for Government Expenditures
	2.a.2 Total of official flows (official development assistance plus other official flows) to the agriculture sector
GOAL 3: Ensure healthy lives and promote well-being for all at all ages	
Target 3.1 By 2030, reduce the global maternal mortality ratio to less than 70 per 100,000 live births	3.1.1 Maternal mortality ratio
	3.1.2 Proportion of births attended by skilled health personnel
Target 3.2 By 2030, end preventable deaths of newborns and children under 5 years of age	3.2.1 Under-five mortality rate
	3.2.2 Neonatal mortality rate

Goals and Targets (CARICOM Core SDG Indicators)	Indicators
Target 3.3 By 2030, end the epidemics of AIDS, tuberculosis, malaria and neglected tropical diseases and combat hepatitis, water-borne diseases and other communicable diseases	3.3.1 Number of new HIV infections per 1,000 uninfected population by age, sex, and key populations 3.3.2 Tuberculosis incidence per 1,000 population 3.3.3 Malaria incidence cases per 1,000 population 3.3.4 Hepatitis B incidence per 100,000 population 3.3.5 Number of people requiring interventions against neglected tropical diseases
Target 3.4 By 2030, reduce by one third premature mortality from non-communicable diseases through prevention and treatment and promote mental health and wellbeing	3.4.1 Mortality rate attributed to cardiovascular disease, cancer, diabetes, or chronic respiratory disease 3.4.2 Suicide mortality rate
Target 3.5 Strengthen the prevention and treatment of substance abuse, including narcotic drug abuse and harmful use of alcohol	3.5.1 Coverage of treatment interventions (pharmacological, psychosocial and rehabilitation and aftercare services) for substance use disorders 3.5.2 Harmful use of alcohol defined according to the national context as alcohol per capita consumption (aged 15 years and older) within a calendar year in litres of pure alcohol
Target 3.6 By 2020, halve the number of global deaths and injuries from road traffic accidents	3.6.1 Death rate due to road traffic injuries
Target 3.7 By 2030, ensure universal access to sexual and reproductive health-care services, including for family planning, information and education, and the integration of reproductive health into national strategies and programmes	3.7.1 Proportion of women of reproductive age (15-49 years) who have their need for family planning satisfied with modern methods 3.7.2 Adolescent birth rate (10-14; 15-19) per 1,000 women in that age group

Goals and Targets (CARICOM Core SDG Indicators)	Indicators
Target 3.8: Achieve universal health coverage, including financial risk protection, access to quality essential health-care services and access to safe, effective, quality and affordable essential medicines and vaccines for all	3.8.1 Coverage of essential health services (defined as the average coverage of essential services based on tracer interventions that include reproductive, maternal, newborn, and child health, infectious diseases, non-communicable diseases and service capacity and access, among the general and most disadvantaged population)
	3.8.2 Number of people covered by health insurance or a public health system per 1000 population
Target 3.9 By 2030, substantially reduce the number of deaths and illnesses from hazardous chemicals and air, water and soil pollution and contamination	3.9.2 Mortality rate attributed to unsafe water, unsafe sanitation and lack of hygiene (exposure to unsafe Water, Sanitation and Hygiene for All (WASH))
Target 3.a Strengthen the implementation of the World Health Organization Framework Convention on Tobacco Control in all countries, as appropriate	3.a.1 Age-standardized prevalence of current tobacco use among persons aged 15 years and older
	3.b.1 Proportion of population with access to affordable medicines and vaccines on a sustainable basis
	3.b.2 Total net official development assistance to the medical research and basic health sectors
	3.b.3 Proportion of health facilities that have a core set of relevant essential medicines available and affordable on a sustainable basis
Target 3.b: Support the research and development of vaccines and medicines for the communicable and non-communicable diseases that primarily affect developing countries, provide access to affordable essential medicines and vaccines, in accordance with the Doha Declaration on the TRIPS Agreement and Public Health, which affirms the right of developing countries to use to the full the provisions in the Agreement on Trade-Related Aspects of Intellectual Property Rights regarding flexibilities to protect public health, and, in particular, provide access to medicines for all	

Goals and Targets (CARICOM Core SDG Indicators)	Indicators
Target 3.c Substantially increase health financing and the recruitment, development, training and retention of the health workforce in developing countries, especially least developed countries and small island developing states	3.c.1 Health worker density and distribution
Target 3.d Strengthen the capacity of all countries, in particular developing countries, for early warning, risk reduction and management of national and global health risks	3.d.1 International Health Regulations (IHR) capacity and health emergency preparedness
GOAL 4: Ensure inclusive and equitable quality education and promote lifelong learning opportunities for all	
Target 4.1: By 2030, ensure that all girls and boys complete free, equitable and quality primary and secondary education leading to relevant and effective learning outcomes	4.1.1 Proportion of children/young people (a) in grade 2/3 (b) at the end of primary and (c) at the end of lower secondary education achieving at least a minimum proficiency level in (i) reading and (ii) mathematics by sex
Target 4.2 By 2030, ensure that all girls and boys have access to quality early childhood development, care and pre-primary education so that they are ready for primary education	4.2.2 Participation rate in organised learning (one year before the official primary entry age) by sex
Target 4.3 By 2030, ensure equal access for all women and men to affordable and quality technical, vocational and tertiary education, including university	4.3.1 Participation rate of youth/adults in formal and non-formal education and training in the previous 12 months, by sex
Target 4.4 By 2030, increase the number of youth and adults who have relevant skills, including technical and vocational skills, for employment, decent jobs and entrepreneurship	4.4.1 Proportion of youth/adults with information and communication technology (ICT) skills by type of skill
Target 4.5 By 2030, eliminate gender disparities in education and ensure equal access to all levels of education and vocational training for the vulnerable, including persons with disabilities, indigenous peoples and children in vulnerable situations	4.5.1 Parity indices (female/male, urban/rural, bottom/top wealth quintile and others such as disability status, indigenous people and conflict affected as data become available] for all education indicators that can be disaggregated

Goals and Targets (CARICOM Core SDG Indicators)	Indicators
Target 4.6 By 2030, ensure that all youth and adults, both men and women, achieve literacy and numeracy	4.6.1 Proportion of the population in a given age group achieving at least a fixed level of proficiency in functional (a) literacy and (b) numeracy skills
Target 4.b By 2020, expand substantially expand the global number of scholarships available to developing countries, in particular least developed countries, small island developing States and African countries, for enrolment in higher education including vocational training and information and communication technology, technical, engineering and scientific programmes, in developed countries and other developing countries	4.b.1 Volume of Official Development Assistance flows for scholarships by sector and type of study
Target 4.c by 2030, substantially increase the supply of qualified teachers, including through international cooperation for teacher training in developing countries, especially least developed countries and small island developing States	4.c.1 Proportion of teachers in (a) pre-primary (b) primary, (c) lower secondary and (d) upper secondary education who have received at least the minimum organized teacher (e.g. pedagogical training) pre-service or in-service required for teaching at the relevant level in a given country
GOAL 5: Achieve gender equality and empower all women and girls	
Target 5.1 End all forms of discrimination against all women and girls everywhere	5.1.1 Whether or not legal frameworks are in place to promote, enforce and monitor equality and non- discrimination on the basis of sex
Target 5.2 Eliminate all forms of violence against all women and girls in the public and private spheres, including trafficking and sexual and other types of exploitation	5.2.1 Proportion of ever-partnered women and girls aged 15 years and older subjected to physical, sexual psychological violence by a current or former intimate partner, in the previous 12 months, by form of violence and by age
	5.2.2 Proportion of women and girls aged 15 years and older subjected to sexual violence by persons other than an intimate partner, in the previous 12 months, by age and place of occurrence

Goals and Targets (CARICOM Core SDG Indicators)	Indicators
Target 5.4 Recognize and value unpaid care and domestic work through the provision of public services, infrastructure and social protection policies and the promotion of shared responsibility within the household and the family as nationally appropriate	5.4.1 Proportion of time spent on unpaid domestic and care work, by sex, age and location
Target 5.5 Ensure women's full and effective participation and equal opportunities for leadership at all levels of decision-making in political, economic and public life	5.5.1 Proportion of seats held by women in national parliaments and local governments 5.5.2 Proportion of women in managerial positions
Target 5.6 Ensure universal access to sexual and reproductive health and reproductive rights as agreed in accordance with the Programme of Action of the International Conference on Population and Development and the Beijing Platform for Action and the outcome documents of their review conferences	5.6.1 Proportion of women (aged 15-49) who make their own informed decisions regarding sexual relations, contraceptive use and reproductive health care
GOAL 6: Ensure availability and sustainable management of water and sanitation for all	
Target 6.1 By 2030, achieve universal and equitable access to safe and affordable drinking water for all	6.1.1 Proportion of population using safely managed drinking water services
Target 6.2 By 2030, achieve access to adequate and equitable sanitation and hygiene for all and end open defecation, paying special attention to the needs of women and girls and those in vulnerable situations	6.2.1 Proportion of population using safely managed sanitation services including a hand washing facility with soap and water
Target 6.4 By 2030, substantially increase water-use efficiency across all sectors and ensure sustainable withdrawals and supply of freshwater to address water scarcity and substantially reduce the number of people suffering from water scarcity	6.4.2 Level of Water Stress: freshwater withdrawal as a proportion of available freshwater resources

Goals and Targets (CARICOM Core SDG Indicators)	Indicators
Target 6.a By 2030, expand international cooperation and capacity-building support to developing countries in water- and sanitation-related activities and programmes, including water harvesting, desalination, water efficiency, wastewater treatment, recycling and reuse technologies	6.a.1 Amount of water and sanitation related Official Development Assistance that is part of a government coordinated spending plan
GOAL 7: Ensure access to affordable, reliable, sustainable and modern energy for all	
Target 7.1 By 2030, ensure universal access to affordable, reliable and modern energy services	7.1.1 Proportion of population with access to electricity
GOAL 8: Promote sustained, inclusive and sustainable economic growth, full and productive employment and decent work for all	
Target 8.1 Sustain per capita economic growth in accordance with national circumstances and, in particular, at least 7 per cent gross domestic product growth per annum in the least developed countries	8.1.1 Annual growth rate of real GDP per capita
Target 8.2 Achieve higher levels of economic productivity through diversification, technological upgrading and innovation, including through a focus on high-value-added and labour-intensive sectors	8.2.1 Annual Growth rate of real GDP per employed person
Target 8.3 Promote development-oriented policies that support productive activities, decent job creation, entrepreneurship, creativity and innovation, and encourage the formalization and growth of micro-, small- and medium-sized enterprises, including through access to financial services	8.3.1 Proportion of informal employment in non-agriculture employment by sex

Goals and Targets (CARICOM Core SDG Indicators)	Indicators
Target 8.5 By 2030, achieve full and productive employment and decent work for all women and men, including for young people and persons with disabilities, and equal pay for work of equal value	8.5.1 Average hourly earnings of female and male employees by occupation, age and persons with disabilities 8.5.2 Unemployment rate by sex, age and persons with disabilities
Target 8.6 By 2020, substantially reduce the proportion of youth not in employment, education or training	8.6.1 Proportion of youth (aged 15-24 years) not in education, employment or training
Target 8.8 Protect labour rights and promote safe and secure working environments for all workers, including migrant workers, in particular women migrants, and those in precarious employment	8.8.1 Frequency rates of fatal and non-fatal occupational injuries by sex and migrant status
Target 8.9 By 2030, devise and implement policies to promote sustainable tourism that creates jobs and promotes local culture and products	8.9.1 Tourism direct GDP as a proportion of total GDP and in growth rate
	8.9.2 Proportion of jobs in sustainable tourism industries out of total tourism jobs
Target 8.10 Strengthen the capacity of domestic financial institutions to encourage and expand access to banking, insurance and financial services for all	8.10.1 Number of commercial bank branches and ATMs per 100,000 adults
GOAL 9: Build resilient infrastructure, promote inclusive and sustainable industrialization and foster innovation	
Target 9.1 Develop quality, reliable, sustainable and resilient infrastructure, including regional and trans-border infrastructure, to support economic development and human well-being, with a focus on affordable and equitable access	9.1.2 Passenger and freight volumes, by mode of transport

Goals and Targets (CARICOM Core SDG Indicators)	Indicators
Target 9.2 Promote inclusive and sustainable industrialization and, by 2030, significantly raise industry's share of employment and gross domestic product, in line with national circumstances, and double its share in least developed countries	9.2.1 Manufacturing Value Added as a proportion of GDP and per capita 9.2.2 Manufacturing employment as a proportion of total employment.
Target 9.4 By 2030, upgrade infrastructure and retrofit industries to make them sustainable, with increased resource-use efficiency and greater adoption of clean and environmentally sound technologies and industrial processes, with all countries taking action in accordance with their respective capabilities	9.4.1 CO2 emission per unit of value added
Target 9.5 Enhance scientific research, upgrade technological capabilities of industrial sectors in all countries, in particular developing countries, including, by 2030, encouraging innovation and increasing the number of research and development workers per 1 million people and public and private research and development spending	9.5.1 Research and development expenditure as a proportion of GDP
Target 9.a Facilitate sustainable and resilient infrastructure development in developing countries through enhanced financial, technological and technical support to African countries, least developed countries, landlocked developing countries and small island developing States	9.a.1 Total official international support (Official Development Assistance plus other official flows) to infrastructure
Target 9.c.1 Significantly increase access to information and communications technology and strive to provide universal and affordable access to the Internet in least developed countries by 2020	9.c.1 Proportion of the population covered by a mobile network by technology

Goals and Targets (CARICOM Core SDG Indicators)	Indicators
GOAL 10: Reduce inequality within and among countries	
Target 10.1 By 2030, progressively achieve and sustain income growth of the bottom 40 per cent of the population at a rate higher than the national average	10.1.1 Growth rates of household expenditure or income per capita among the bottom 40 percent of the population and the total population
Target 10.4 Adopt policies, especially fiscal, wage and social protection policies, and progressively achieve greater equality	10.4.1 Labour share of GDP, comprising wages and social protection transfers
Target 10.7 Facilitate orderly, safe, regular and responsible migration and mobility of people, including through the implementation of planned and well-managed migration policies	10.7.2 Number of countries that have implemented well-managed migration policies
Target 10.b Encourage official development assistance and financial flows, including foreign direct investment, to States where the need is greatest, in particular least developed countries, African countries, small island developing States and landlocked developing countries, in accordance with their national plans and programmes	10.b.1 Total resource flows for development, by recipient and donor countries and type of flow (e.g. official development assistance, foreign direct investment and other flows)
GOAL 11: Make cities and human settlements inclusive, safe, resilient and sustainable	
Target 11.1 By 2030, ensure access for all to adequate, safe and affordable housing and basic services and upgrade slums	11.1.1 Proportion of urban population living in slums, informal settlement or inadequate housing
Target 11.2 By 2030, provide access to safe, affordable, accessible and sustainable transport systems for all, improving road safety, notably by expanding public transport, with special attention to the needs of those in vulnerable situations, women, children, persons with disabilities and older persons	11.2.1 Proportion of the population that has convenient access to public transport, by age, sex and persons with disabilities

Goals and Targets (CARICOM Core SDG Indicators)	Indicators
Target 11.3 By 2030, enhance inclusive and sustainable urbanization and capacity for participatory, integrated and sustainable human settlement planning and management in all countries	11.3.1 Ratio of land consumption rate to population growth rate
Target 11.5 By 2030, significantly reduce the number of deaths and the number of people affected and substantially decrease the direct economic losses relative to global gross domestic product caused by disasters, including water-related disasters, with a focus on protecting the poor and people in vulnerable situations	11.5.1 Number of deaths, missing persons and persons affected by disaster per 100,000 people 11.5.2 Direct disaster economic loss in relation to global GDP, including disaster damage to critical infrastructure and disruption of base services
Target 11.6 By 2030, reduce the adverse per capita environmental impact of cities, including by paying special attention to air quality and municipal and other waste management	11.6.1 Percentage of urban solid waste regularly collected and with adequate final discharge with regards to the total waste generated by cities 11.6.2 Annual mean levels of fine particulate matter (e.g. PM _{2.5} and PM ₁₀) in cities population weighted
Target 11.7 By 2030, provide universal access to safe, inclusive and accessible, green and public spaces, in particular for women and children, older persons and persons with disabilities	11.7.2 Proportion of women subjected to physical or sexual harassment, by perpetrator and place of occurrence (previous 12 months)
Target 11.b By 2020, substantially increase the number of cities and human settlements adopting and implementing integrated policies and plans towards inclusion, resource efficiency, mitigation and adaptation to climate change, resilience to disasters, and develop and implement, in line with the Sendai Framework for Disaster Risk Reduction 2015-2030, holistic disaster risk management at all levels	11.b.2 Number of countries with national and local disaster risk reduction strategies (repeat of 1.5.3 and 13.1.1)

Goals and Targets (CARICOM Core SDG Indicators)	Indicators
GOAL 12: Ensure sustainable consumption and production patterns	
Target 12.4 By 2020, achieve the environmentally sound management of chemicals and all wastes throughout their life cycle, in accordance with agreed international frameworks, and significantly reduce their release to air, water and soil in order to minimize their adverse impacts on human health and the environment	12.4.1 Number of Parties to international multilateral environmental agreements on hazardous and other chemicals and waste that meet their commitments and obligations in transmitting information as required by each relevant agreement
GOAL 13: Take urgent action to combat climate change and its impacts (Acknowledging that the United Nations Framework Convention on Climate Change is the primary international, intergovernmental forum for negotiating the global response to climate change)	
Target 13.1 Strengthen resilience and adaptive capacity to climate-related hazards and natural disasters in all countries	13.1.1 Number of countries with national and local disaster risk reduction strategies (repeat of 1.5.3 and 11.b.2) 13.1.2 Number of deaths, missing people, injured, relocated or evacuated due to disasters per 100,000 people, (repeat of 1.5.1 and 11.5.1)
GOAL 14: Conserve and sustainably use the oceans, seas and marine resources for sustainable development	
Target 14.4 By 2020, effectively regulate harvesting and end overfishing, illegal, unreported and unregulated fishing and destructive fishing practices and implement science- based management plans, in order to restore fish stocks in the shortest time feasible, at least to levels that can produce maximum sustainable yield as determined by their biological characteristics	14.4.1 Proportion of fish stocks within biologically sustainable levels
Target 14.5 By 2020, conserve at least 10 per cent of coastal and marine areas, consistent with national and international law and based on the best available scientific information	14.5.1 Coverage of protected areas in relation to marine areas

Goals and Targets (CARICOM Core SDG Indicators)	Indicators
GOAL 15: Protect, restore and promote sustainable use of terrestrial ecosystems, sustainably manage forests, combat desertification, and halt and reverse land degradation and halt biodiversity loss	
Target 15.1 By 2020, ensure the conservation, restoration and sustainable use of terrestrial and inland freshwater ecosystems and their services, in particular forests, wetlands, mountains and dry lands, in line with obligations under international agreements	15.1.1 Forest area as a proportion of total land area
	15.1.2 Proportion of important sites for terrestrial and freshwater Biodiversity that are covered by protected areas by ecosystem type
Target 15.5 Take urgent and significant action to reduce the degradation of natural habitats, halt the loss of biodiversity, and, by 2020, protect and prevent the extinction of threatened species	15.5.1 Red List Index
Target 15.a Mobilize and significantly increase financial resources from all sources to conserve and sustainable use biodiversity and ecosystems	15.a.1 Official development assistance and public expenditure on conservation and sustainable use of biodiversity and ecosystems, (repeat of 15.b.1)
Target 15.b Mobilize significant resources from all sources and at all levels to finance sustainable forest management and provide adequate incentives to developing countries to advance such management, including for conservation and reforestation	15.b.1 Official development assistance and public expenditure on conservation and sustainable use of biodiversity and ecosystems (repeat of 15.a.1)
GOAL 16: Promote peaceful and inclusive societies for sustainable development, provide access to justice for all and build effective, accountable and inclusive institutions at all levels	
Target 16.1 Significantly reduce all forms of violence and related death rates everywhere	16.1.1 Number of victims of intentional homicide per 100,000 population, by age, sex
	16.1.3 Proportion of population subjected to physical, psychological or sexual violence in the previous 12 months
	16.1.4 Proportion of population that feel safe walking alone around the area they live
	16.2.1 Proportion of children aged 1-17 years who experienced any physical punishment

Goals and Targets (CARICOM Core SDG Indicators)	Indicators
Target 16.2 End abuse, exploitations, trafficking and all forms of violence against and torture of children	and/or psychological abuse/aggression by caregivers in the past month
	16.2.2 Number of victims of human trafficking per 100,000 population, by sex, age group and form of exploitation
	16.2.3 Proportion of young women and men aged 18-29 who have experienced sexual violence by age 18
Target 16.3 Promote the rule of law at the national and international levels and ensure equal access to justice for all	16.3.1 Proportion of victims of violence in the previous 12 months who reported their victimization to competent authorities or other officially recognized conflict resolution mechanisms
	16.3.2 Unsented detainees as proportion of the overall prison population
Target 16.4 By 2030, significantly reduce illicit financial and arms flows, strengthen the recovery and return of stolen assets and combat all forms of organized crime	16.4.2 Proportion of seized, found or surrendered arms, whose illicit origin/context has been traced/established by a competent authority in line with international instruments
Target 16.5 Substantially reduce corruption and bribery in all their forms	16.5.1 Proportion of persons who had at least one contact with a public official, who paid a bribe to a public official, or were asked for a bribe by these public officials, in the previous 12 months
	16.5.2 Proportion of businesses who had at least one contact with a public official, who paid a bribe to a public official, or were asked for a bribe by these public officials, in the previous 12 months
Target 16.6 Develop effective, accountable and transparent institutions at all levels	16.6.1 Primary government expenditures as a proportion of original approved budget by sector (or by budget codes or similar)
Target 16.9 By 2030, provide legal identity for all, including birth registration	16.9.1 Proportion of children under 5 years of age whose births have been registered with a civil authority, by age

Goals and Targets (CARICOM Core SDG Indicators)	Indicators
GOAL 17. Strengthen the means of implementation and revitalize the Global Partnership for Sustainable Development	
Target 17.1 Strengthen domestic resource mobilization, including through international support to developing countries, to improve domestic capacity for tax and other revenue collection	17.1.1 Total government revenue as a proportion of GDP, by source 17.1.2 Proportion of domestic budget funded by domestic taxes
Target 17.2 Developed countries to implement fully their official development assistance commitments, including the commitment by many developed countries to achieve the target of 0.7 per cent of gross national income for official development assistance (ODA/GNI) to developing countries and 0.15 to 0.20 per cent of ODA/GNI to least developed countries; ODA providers are encouraged to consider setting a target to provide at least 0.20 per cent of ODA/GNI to least developed countries	17.2.1 Net official development assistance, total and to least developed countries, as a proportion of the Organization for Economic Cooperation and Development (OECD) Development Assistance Committee donors' gross national income (GNI)
Target 17.3 Mobilize additional financial resources for developing countries from multiple sources	17.3.1 Foreign direct investments (FDI), official development assistance and South- South Cooperation as a proportion of total domestic budget 17.3.2 Volume of remittances (in United States dollars) as a proportion of total GDP
Target 17.4 Assist developing countries in attaining long- term debt sustainability through coordinated policies aimed at fostering debt financing, debt relief and debt restructuring, as appropriate, and address the external debt of highly indebted poor countries to reduce debt distress	17.4.1 Debt service as a proportion of exports of goods and services

Goals and Targets (CARICOM Core SDG Indicators)	Indicators
<p>17.6 Enhance North-South, South-South and triangular regional and international cooperation on and access to science, technology and innovation and enhance knowledge-sharing on mutually agreed terms, including through improved coordination among existing mechanisms, in particular at the United Nations level, and through a global technology facilitation mechanism</p>	<p>17.6.2 Fixed Internet broadband subscriptions per 100 inhabitants, by speed</p>
<p>Target 17.8 Fully operationalize the technology bank and science, technology and innovation capacity- building mechanism for least developed countries by 2017 and enhance the use of enabling technology, in particular information and communications technology</p>	<p>17.8.1 Proportion of individuals using the Internet</p>
<p>Target 17.9 Enhance international support for implementing effective and targeted capacity-building in developing countries to support national plans to implement all the Sustainable Development Goals, including through North-South, South-South and triangular cooperation</p>	<p>17.9.1 Dollar value of financial and technical assistance (including through North-South, South-South and triangular cooperation) committed to developing countries</p>
<p>Target 17.11 Significantly increase the exports of developing countries, in particular with a view to doubling the least developed countries' share of global exports by 2020</p>	<p>17.11.1 Developing countries' and least developed countries' share of global exports</p>
<p>Target 17.12 Realize timely implementation of duty-free and quota-free market access on a lasting basis for all least developed countries, consistent with World Trade Organization decisions, including by ensuring that preferential rules of origin applicable to imports from least developed countries are transparent and simple, and contribute to facilitating market access</p>	<p>17.12.1 Average tariffs faced by developing countries, least developed countries and small island developing States</p>

Goals and Targets (CARICOM Core SDG Indicators)	Indicators
Target 17.15 Respect each country's policy space and leadership to establish and implement policies for poverty eradication and sustainable development	17.15.1 Extent of use of country-owned results frameworks and planning tools by providers of development cooperation
Target 17.16 Enhance the Global Partnership for Sustainable Development, complemented by multi-stakeholder partnerships that mobilize and share knowledge, expertise, technology and financial resources, to support the achievement of the Sustainable Development Goals in all countries, in particular developing countries	17.16.1 Number of countries reporting progress in multi-stakeholder development effectiveness monitoring frameworks that support the achievement of the sustainable development goals
Target 17.18 By 2020, enhance capacity-building support to developing countries, including for least developed countries and small island developing States, to increase significantly the availability of high-quality, timely and reliable data disaggregated by income, gender, age, race, ethnicity, migratory status, disability, geographic location and other characteristics relevant in national contexts	<p>17.18.1 Proportion of sustainable development indicators produced at the national level with full disaggregation when relevant to the target, in accordance with the Fundamental Principles of Official Statistics</p> <p>17.18.2 Number of countries that have national statistical legislation that complies with the Fundamental Principles of Official Statistics</p> <p>17.18.3 Number of countries with a national statistical plan that is fully funded and under implementation, by source of funding</p>
Target 17.19 By 2030, build on existing initiatives to develop measurements of progress on sustainable development that complement gross domestic product, and support statistical capacity-building in developing countries	<p>17.19.1 Dollar value of all resources made available to strengthen statistical capacity in developing countries</p> <p>17.19.2 Proportion of countries that (a) have conducted at least one population and housing census in the last 10 years; and (b) have achieved 100 per cent birth registration and 80 per cent death registration</p>

-
- Note:**
- 1. There are 130 core indicators in the Phase I. Less 5 repeated indicators and the 16 indicators recommended for inclusion, there are now 125 unique indicators.**
 - 2. The sixteen (16) indicators recommended by Suriname comprise 5 - Tier 1 Indicators, 2 - Tier 2 and 9 - Tier 3.**
 - 3. Of the 16 Indicators 5 were considered Phase 2 Core indicators by the TWG.**
 - 4. The five (5) indicators that are repeated relative to indicators occurring earlier are (11.5.1, 13.1.2, 11.6.2, 13.1.1 and 15.b.1)
1.5.1 repeated at 11.5.1 and 13.1.2
1.5.3 repeated at 11.6.2 and 13.1.1
15.a.1 repeated at 15.b.1**



*Regional Statistics Programme
Caribbean Community Secretariat
P.O. BOX 10827,
Georgetown, Guyana
Email: stats1@caricom.org*